

## Nikko AM Shenton Greater China Fund

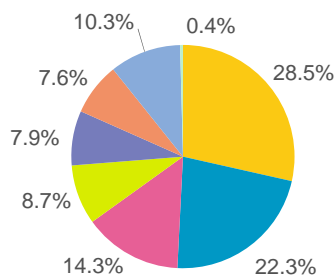
### Fund Description

The investment objective of the Fund is to achieve medium to long term capital appreciation by investing primarily in listed equities of Chinese, Hong Kong SAR and Taiwanese corporations, and corporations listed on the Recognised Stock Exchanges\* in any part of the world as may from time to time be agreed between the Managers and the Trustee and which carry on significant business in, whose operations are in, or which derive substantial revenue from, or whose subsidiaries, related or associated corporations derive substantial revenue from, China, Hong Kong SAR and/or Taiwan.

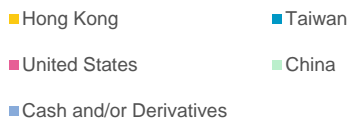
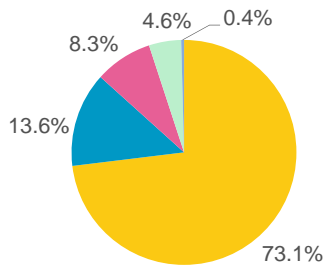
### Top 10 Holdings

Alibaba Group Holding Ltd. Sponsored ADR	5.7%	China Taiping Insurance Holdings Co., Ltd.	3.4%
Greenland Hong Kong Holdings Limited	5.3%	Xinjiang Goldwind Science & Technology Co	3.2%
Tencent Holdings Ltd.	5.0%	PetroChina Company Limited Class H	3.2%
Ping An Insurance (Group) Company of China	3.8%	China Mengniu Dairy Co., Ltd.	2.9%
Visual Photonics Epitaxy Co., Ltd.	3.6%	Shanghai Jin Jiang International Hotels	2.8%

### Sector Allocation



### Country of listing



### NAV

SGD 1.922

### Benchmark<sup>^</sup>

MSCI Golden Dragon Index (Net Total Return)

### Inception Date

30 June 1995

### Base Currency

SGD

### Fund Size

SGD 5.55 million

### Subscription

Cash, SRS

### Minimum Investment

SGD 1,000 (initial)

SGD 100 (subsequent)

### Minimum Investment (Regular Savings Plan)

SGD 1,000 (initial)

SGD 100/month (subsequent)

### Initial Sales Charge

Up to 4.00%

### Management Fee

1.50% p.a.

### Trustee

BNP Paribas Trust Services Singapore Limited

### ISIN

SG9999004329

### Bloomberg Ticker

DBSSGCI SP

### Fund Performance (SGD)

Returns (%)	3 months	6 month	1 year	3 years	5 years	Since Inception
NAV-NAV (net of fees)	-9.34	3.06	25.05	1.98	8.55	3.23
NAV-NAV (net of fees and charges <sup>1</sup> )	-12.97	-1.07	20.05	0.61	7.67	3.05
Benchmark <sup>^</sup>	-6.48	1.40	19.64	4.33	9.38	3.35

Source: Nikko Asset Management Asia Limited as of 30 April 2018

Returns are calculated on a NAV-NAV basis and assuming all dividends and distributions are reinvested, if any. Returns for period in excess of 1 year are annualised. Past performance is not indicative of future performance.

<sup>1</sup>Takes into account of maximum initial sales charge and a realisation charge, currently nil, as and where applicable.

<sup>^</sup>Prior to 1 May 2017, the performance returns of the benchmark is calculated using price index methodology. With effect from 1 May 2017, it is calculated using net total return index methodology. The benchmark, MSCI Golden Dragon Index (Net Total Return), is a market cap weighted index based on China, Taiwan and Hong Kong calculated by MSCI. Prior to 1 Jun 2005, the benchmark was CLSA China World Index.

Cash includes cash equivalents.

### Portfolio Characteristics

**Sharpe Ratio (3 years - Annualised)**  
0.06

**Standard Deviation (3 years - Annualised)**  
17.89

**Number of holdings**  
45

Source: Nikko Asset Management Asia Limited as of 30 April 2018

\*"Recognised Stock Exchange" means the Shenzhen Stock Exchange, the Shanghai Stock Exchange, the Hong Kong Stock Exchange, the Taiwan Stock Exchange and any other stock exchange of repute in any part of the world from time to time agreed in writing between the Managers and the Trustee.

#### Important Notice:

This document is for information only with no consideration given to the specific investment objective, financial situation and particular needs of any specific person. Any securities mentioned herein are for illustration purposes only and should not be construed as a recommendation for investment. You should seek advice from a financial adviser before making any investment. In the event that you choose not to do so, you should consider whether the investment selected is suitable for you. Investments in unit trusts are not deposits in, obligations of, or guaranteed or insured by Nikko Asset Management Asia Limited ("**Nikko AM Asia**").

**Past performance or any prediction, projection or forecast is not indicative of future performance.** The funds may use or invest in financial derivative instruments. The value of units and income from them may fall or rise. Investments in the funds are subject to investment risks, including the possible loss of principal amount invested. You should read the relevant prospectus and product highlights sheet obtainable from appointed distributors of Nikko AM Asia or our website ([www.nikkoam.com.sg](http://www.nikkoam.com.sg)) before investing.

The information contained herein may not be copied, reproduced or redistributed without the express consent of Nikko AM Asia. While reasonable care has been taken to ensure the accuracy of the information as at the date of publication, Nikko AM Asia does not give any warranty or representation, either express or implied, and expressly disclaims liability for any errors or omissions. Information may be subject to change without notice. Nikko AM Asia accepts no liability for any loss, indirect or consequential damages, arising from any use of or reliance on this document.

#### For Hong Kong Investors

For Hong Kong investors, the Fund is only offered to professional investors and is not authorized by the Securities and Futures Commission in Hong Kong. The contents of this document have not been reviewed by any regulatory authority in Hong Kong. You are advised to exercise caution in relation to this document. If you are in any doubt about any of the contents of this document, you should obtain independent professional advice.