



# ASIAN EQUITY OUTLOOK

## Summary

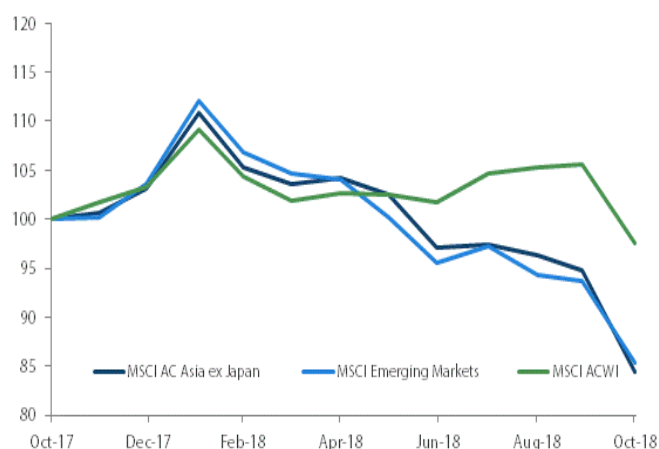
- The MSCI AC Asia ex Japan (AxJ) Index fell by 10.85% in USD terms, on the back of concerns about rising interest rates, slower economic growth, and persistent US-China trade tensions. Large technology stocks were particularly hard hit. Separately, the USD broadly strengthened against Asian currencies in October.
- North Asian markets saw double-digit declines and lagged their regional peers. China fell by 11.5% in USD terms, with weakness mainly in the tech and consumer discretionary sectors. The RMB approached a 10-year low against the USD, and the central bank stepped in to restore market confidence, cutting its reserve requirement ratio for the fourth time this year.
- Korea was the worst-performing market in October, posting lower-than-expected 3Q18 GDP growth.
- India was weighed down by continued fears of a liquidity crisis among its non-bank financial companies (NBFCs).
- Elsewhere, ASEAN saw relatively smaller declines as a pullback in oil prices provided relief to net oil importers such as Indonesia and the Philippines. However, weak manufacturing activity pressured industrial stocks in Singapore, while expectations of a wider fiscal deficit weighed on Malaysian stocks.
- October's sell-off has brought valuations in Asia near all-time lows. The strong US dollar, rising oil prices, Chinese deleveraging and the escalating Sino-American trade conflict continued to plague Asian markets despite China starting to ease policy. We have been adding exposure to quality businesses with long-term structural growth, particularly in China and Hong Kong at the expense of India.

## Asian Equity Market Review

### Asian equities fell in October

The MSCI AC Asia ex Japan (AxJ) Index fell by 10.85% in USD terms during October on the back of concerns about rising interest rates, slower economic growth, and persistent US-China trade tensions. The US threatened to impose tariffs on all remaining China imports should talks between presidents Trump and Xi fail in November. Large technology stocks were particularly hard hit, after Amazon and Alphabet reported results that lagged expectations. In Asia, Baidu, Alibaba and Tencent all saw steep declines. The USD broadly strengthened against Asian currencies over the month.

### 1-Year Market Performance of MSCI AC Asia ex Japan versus Emerging Markets versus All Country World Index



Source: Bloomberg, 31 October 2018. Returns are in USD. Past performance is not necessarily indicative of future performance.

### MSCI AC Asia ex Japan versus Emerging Markets versus All Country World Index Price-to-Earnings



Source: Bloomberg, 31 October 2018. Returns are in USD. Past performance is not necessarily indicative of future performance.

#### North Asia underperformed regional peers

North Asian markets saw double-digit declines and lagged regional peers. China fell by 11.5% in USD terms, with weakness mainly in the tech and consumer discretionary sectors. Its economy expanded by 6.5% year-on-year (YoY) in 3Q18, missing expectations of 6.6% as domestic de-leveraging and the trade war put pressure on growth. The manufacturing PMI slipped to 50.2 from 50.8 in September, while industrial production disappointed. The RMB hit a 10-year low, approaching the psychologically important level of RMB 7 to the dollar. In response, the People's Bank of China stepped in, issuing supportive comments to restore market confidence, and easing monetary policy by cutting its reserve requirement ratio for the fourth time this year. Elsewhere, Hong Kong returned -11.1% as its property and bank sectors were hurt by higher credit costs. Private home prices fell for the second consecutive month in September and the government scrapped the sale of a residential site on The Peak after poor developer response, sparking concerns that the property market could be at the brink of a correction.

South Korea fell by 14.3% in USD terms, and was the worst-performing market over the month. Its 3Q18 growth was lower than expected at 0.6% quarter-on-quarter (QoQ), and the Bank of Korea trimmed its growth forecast for this year to 2.7%, citing weak jobs growth and global trade friction. The government subsequently announced a fresh set of measures offering financial support for smaller companies and a fuel tax cut to spur consumption. Elsewhere, Taiwan declined by 11.8%. Its tech sector continued to be hampered by concerns about slowing Apple demand.

#### India continued to be weighed down by NBFC concerns

Meanwhile, India returned -7.0% amid continued fears of a liquidity crisis among its non-bank financial companies (NBFCs). Its central bank took steps to infuse liquidity into the system,

easing requirements for banks to lend to NBFCs and raising single borrow exposure limits for NBFCs outside the infrastructure segment.

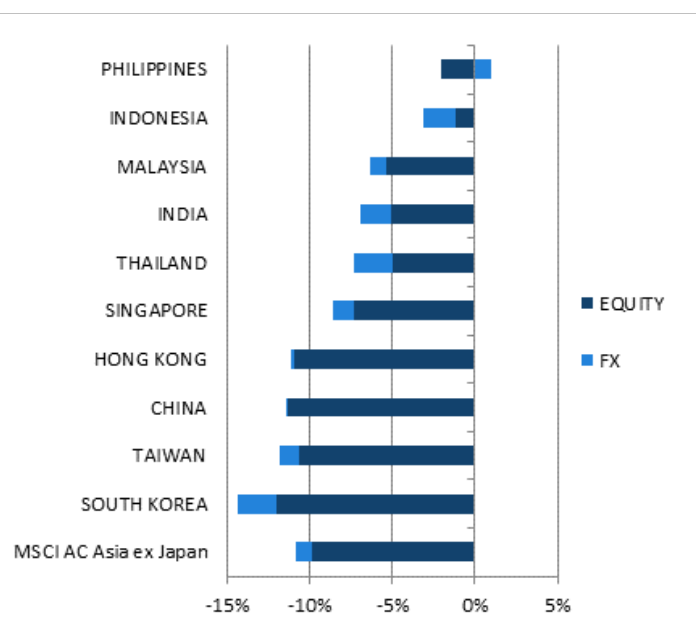
#### ASEAN saw comparatively smaller declines

While ASEAN markets were not spared the sell-off, they saw relatively smaller declines. Singapore was the exception: it fell by 8.6% as weak manufacturing and construction activity put pressure on industrial stocks. The Monetary Authority of Singapore was the only ASEAN central bank to take action in October, steepening the SGD NEER band in anticipation of higher inflation. Elsewhere, a pullback in oil prices provided relief to the net oil importers, particularly Indonesia and the Philippines which edged lower by 3.1% and 1.0% respectively. Previous efforts by the Indonesian government to address its trade deficit appeared to yield initial results, with the country recording a trade surplus of USD 227m in September against expectations of a USD 500m deficit.

Malaysia returned -6.4% as uncertainty around government policy sparked volatility ahead of its 2019 budget announcement. Authorities forecast a wider fiscal deficit and slower economic growth over the next two years. Cuts to development spending are expected to continue, with the government having already suspended over USD 20bn worth of public infrastructure projects. The telecommunications sector also saw sharp declines, with Telekom Malaysia's shares in particular hit by the government's decision to lower fixed broadband prices.

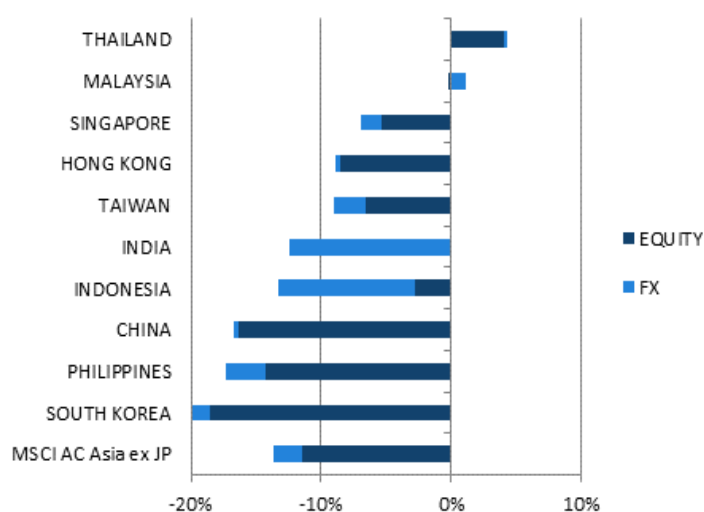
#### MSCI AC Asia ex Japan Index<sup>1</sup>

For the month ending 31 October 2018



Source: Bloomberg, 31 October 2018

For the period from 31 October 2017 to 31 October 2018



Source: Bloomberg, 31 October 2018

<sup>1</sup>Note: Equity returns refer to MSCI indices quoted in local currencies while FX refers to local currency movement against USD. Returns are based on historical prices. Past performance is not necessarily indicative of future performance.

## Market Outlook

### Valuations in Asia continue to be attractive

October's sell-off brought valuations in Asia (ex Internet) to within 5-10% above all-time lows at only 1.3x price to book ratio. A strong US dollar, rising oil prices, Chinese deleveraging and an escalating Sino-American trade conflict continued to plague Asian markets despite China starting to ease on the policy front. The prospect of mid-term elections, Xi-Trump face-to-face meetings and China's 4th plenum give ample opportunity for further clues on future policy direction in November. We have been taking the opportunity to add exposure to quality businesses with long term structural growth, particularly in China and Hong Kong at the expense of India.

### Focus on China sectors orientated towards domestic consumption, healthcare and software

Despite ongoing uncertainties on trade and investments as well as continued deterioration in macro data, we expect China to remain committed to its long term resolve of financial deleveraging and shifting from quantity of growth to quality of growth. This has been evident in recent policy easing with tax breaks for consumers and infrastructure funds being raised through more formal debt channels than in the past. The recent market pull-back thus provides buying opportunities in quality businesses exposed to these multi-year structural tailwinds and we have recently added software to our other core long-term holdings of insurance, healthcare and select consumer sub-sectors.

### Have reduced exposure to India on valuation grounds

In India, while there are some signs of a pick-up in industrial activity, there have been continued dislocations in the financial sector owing to a combination of higher rates, liquidity tightening and a NBFC failure. Political risks are also rising with opposition parties contemplating various alliances to put up a

more united stand in the general elections in 2019. This together with rich valuations have led us to reduce positioning here, although we retain our long term core holdings in sectors which stand to structurally benefit from recent reform efforts, notably in real estate.

### Remain selective in Korea and Taiwan

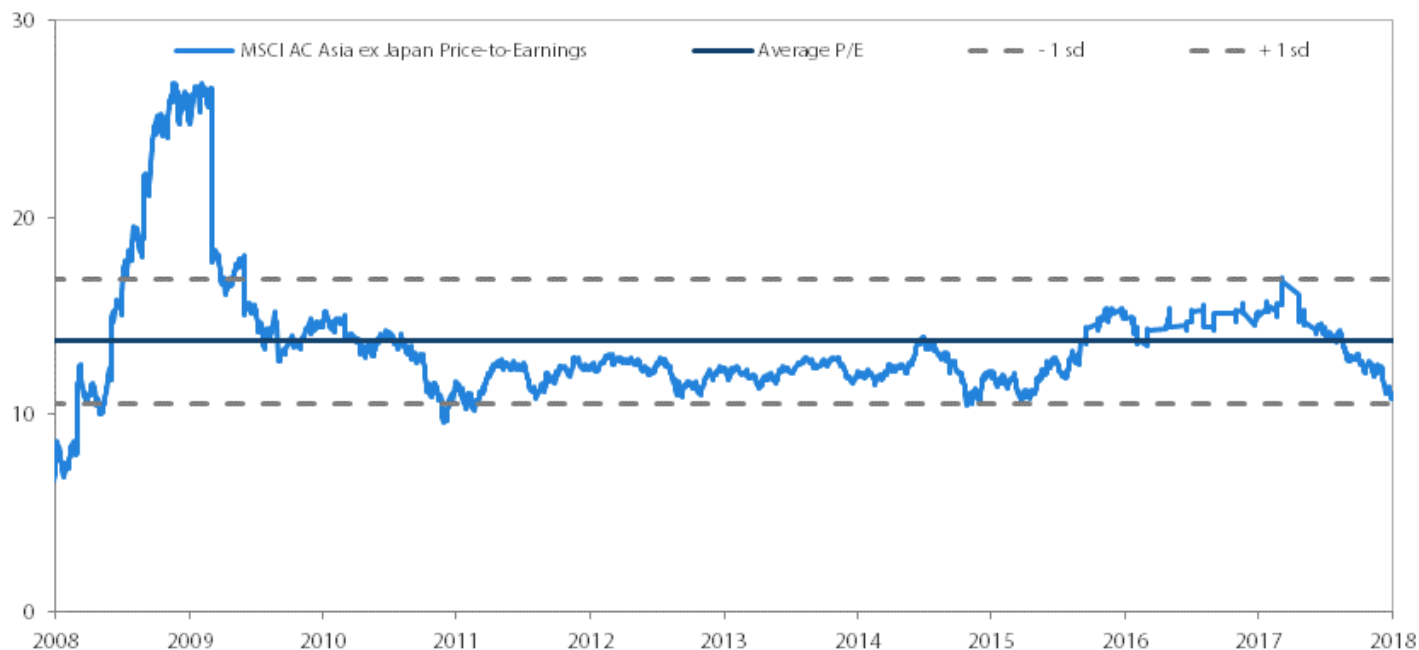
In Korea, despite President Moon's conciliatory moves towards the northern neighbour, the domestic economy remains lacklustre and the breadth of corporate profits is gradually compressing. In the tech sector, memory prices in particular are also moderating as a result of supply pressure. Taiwan too faces pressure on the hardware and semiconductor side from a combination of rising input costs, smartphone demand waning and potential supply chain disruption. We continue to be selective in Korea and Taiwan with investments in structural growth areas of electric vehicles, healthcare and high-speed transmission interface sub-sectors.

### Maintain underweight in ASEAN

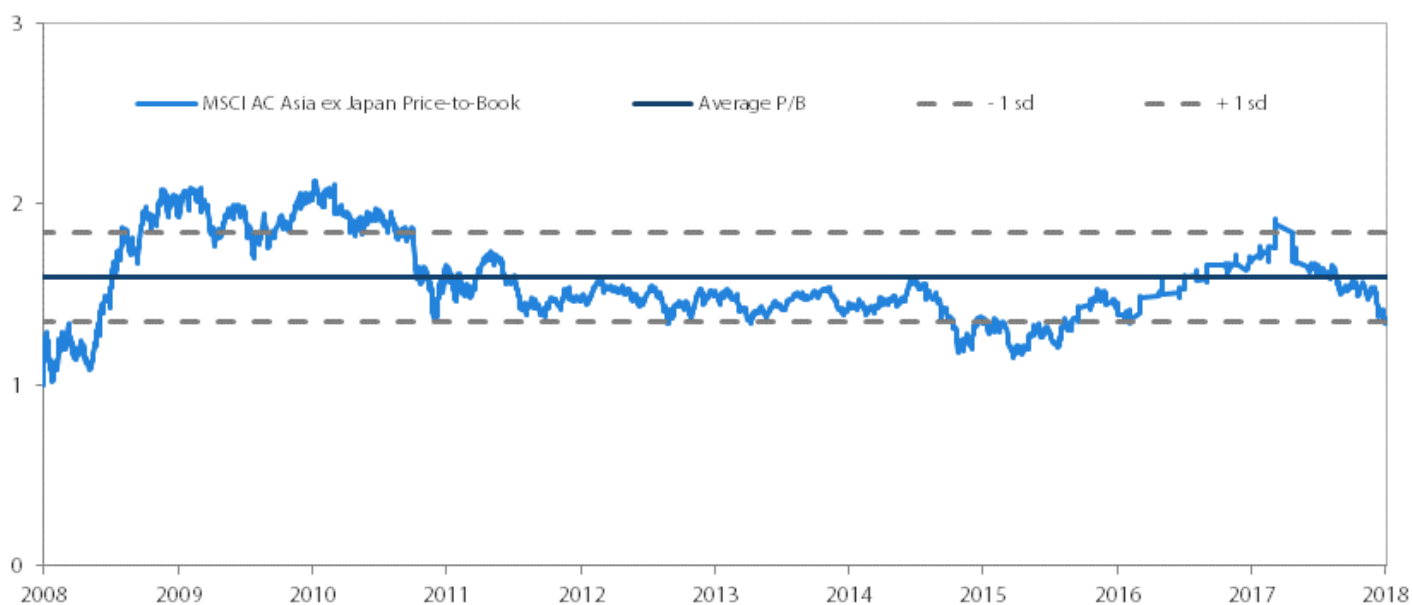
Within ASEAN, a strong US dollar and higher oil prices are responsible for the ongoing market uneasiness. There is, however, greater political clarity in Thailand which augurs well for the country's longer term prospects. Together with its healthy balance of payments, Thailand remains our preferred market in ASEAN owing to some attractive bottom-up stock ideas. There are early signs of a consumption recovery in Indonesia and a significant amount of adjustment has already taken place within the local banking system and from currency weakness. We are reviewing investment opportunities here. Malaysia is interesting in that there could be significant medium- and long-term positives should the new government deliver on its electoral promises; we are content to wait on the side lines pending proof. We remain zero weighted to the Philippines where higher rates and inflation are likely to curtail the high growth rates we have witnessed in recent years.

## Appendix

### MSCI AC Asia ex Japan Price-to-Earnings



### MSCI AC Asia ex Japan Price-to-Book



Source: Bloomberg, 31 October 2018. Ratios are computed in USD. The horizontal lines represent the average (the middle line) and one standard deviation on either side of this average for the period shown. Past performance is not necessarily indicative of future performance.

## Important Information

This document is prepared by Nikko Asset Management Co., Ltd. and/or its affiliates (**Nikko AM**) and is for distribution only under such circumstances as may be permitted by applicable laws. This document does not constitute investment advice or a personal recommendation and it does not consider in any way the suitability or appropriateness of the subject matter for the individual circumstances of any recipient.

This document is for information purposes only and is not intended to be an offer, or a solicitation of an offer, to buy or sell any investments or participate in any trading strategy. Moreover, the information in this material will not affect Nikko AM's investment strategy in any way. The information and opinions in this document have been derived from or reached from sources believed in good faith to be reliable but have not been independently verified. Nikko AM makes no guarantee, representation or warranty, express or implied, and accepts no responsibility or liability for the accuracy or completeness of this document. No reliance should be placed on any assumptions, forecasts, projections, estimates or prospects contained within this document. This document should not be regarded by recipients as a substitute for the exercise of their own judgment. Opinions stated in this document may change without notice.

In any investment, past performance is neither an indication nor guarantee of future performance and a loss of capital may occur. Estimates of future performance are based on assumptions that may not be realised. Investors should be able to withstand the loss of any principal investment. The mention of individual stocks, sectors, regions or countries within this document does not imply a recommendation to buy or sell.

Nikko AM accepts no liability whatsoever for any loss or damage of any kind arising out of the use of all or any part of this document, provided that nothing herein excludes or restricts any liability of Nikko AM under applicable regulatory rules or requirements.

All information contained in this document is solely for the attention and use of the intended recipients. Any use beyond that intended by Nikko AM is strictly prohibited.

**Japan:** The information contained in this document pertaining specifically to the investment products is not directed at persons in Japan nor is it intended for distribution to persons in Japan. Registration Number: Director of the Kanto Local Finance Bureau (Financial Instruments firms) No. 368 Member Associations: The Investment Trusts Association, Japan/Japan Investment Advisers Association.

**United Kingdom and rest of Europe:** This document constitutes a financial promotion for the purposes of the Financial Services and Markets Act 2000 (as amended) (FSMA) and the rules of the Financial Conduct Authority (the FCA) in the United Kingdom (the FCA Rules).

This document is communicated by Nikko Asset Management Europe Ltd, which is authorised and regulated in the United Kingdom by the FCA (122084). It is directed only at (a) investment professionals falling within article 19 of the Financial Services and Markets Act 2000 (Financial Promotions) Order 2005, (as amended) (the Order) (b) certain high net worth entities within the meaning of article 49 of the Order and (c) persons to whom this document may otherwise lawfully be communicated (all such persons being referred to as relevant persons) and is only available to such persons and any investment activity to which it relates will only be engaged in with such persons.

**United States:** This document is for information purposes only and is not intended to be an offer, or a solicitation of an offer, to buy or sell any investments. This document should not be regarded as investment advice. This document may not be duplicated, quoted, discussed or otherwise shared without prior consent. Any offering or distribution of a Fund in the United States may only be conducted via a licensed and registered broker-dealer or a duly qualified entity. Nikko Asset Management Americas, Inc. is a United States Registered Investment Adviser.

**Singapore:** This document is for information only with no consideration given to the specific investment objective, financial situation and particular needs of any specific person. You should seek advice from a financial adviser before making any investment. In the event that you choose not to do so, you should consider whether the investment selected is suitable for you. Nikko Asset Management Asia Limited is a regulated entity in Singapore.

**Hong Kong:** This document is for information only with no consideration given to the specific investment objective, financial situation and particular needs of any specific person. You should seek advice from a financial adviser before making any investment. In the event that you choose not to do so, you should consider whether the investment selected is suitable for you. The contents of this document have not been reviewed by the Securities and Futures Commission or any regulatory authority in Hong Kong. Nikko Asset Management Hong Kong Limited is a licensed institution in Hong Kong.

**Australia:** Nikko AM Limited ABN 99 003 376 252 (**Nikko AM Australia**) is responsible for the distribution of this information in Australia. **Nikko AM Australia** holds Australian Financial Services Licence No. 237563 and is part of the Nikko AM Group. This material and any offer to provide financial services

are for information purposes only. This material does not take into account the objectives, financial situation or needs of any individual and is not intended to constitute personal advice, nor can it be relied upon as such. This material is intended for, and can only be provided and made available to, persons who are regarded as Wholesale Clients for the purposes of section 761G of the Corporations Act 2001 (Cth) and must not be made available or passed on to persons who are regarded as Retail Clients for the purposes of this Act. If you are in any doubt about any of the contents, you should obtain independent professional advice.

**New Zealand:** Nikko Asset Management New Zealand Limited (Company No. 606057, FSP22562) is the licensed Investment Manager of Nikko AM NZ Investment Scheme, the Nikko AM NZ Wholesale Investment Scheme and the Nikko AM KiwiSaver Scheme.

This material is for the use of researchers, financial advisers and wholesale investors (in accordance with Schedule 1, Clause 3 of the Financial Markets Conduct Act 2013 in New Zealand). This material has been prepared without taking into account a potential investor's objectives, financial situation or needs and is not intended to constitute personal financial advice, and must not be relied on as such. Recipients of this material, who are not wholesale investors, or the named client, or their duly appointed agent, should consult an Authorised Financial Adviser and the relevant Product Disclosure Statement or Fund Fact Sheet (available on our website: [www.nikkoam.co.nz](http://www.nikkoam.co.nz)).

**Kingdom of Bahrain:** The document has not been approved by the Central Bank of Bahrain which takes no responsibility for its contents. No offer to the public to purchase the Strategy will be made in the Kingdom of Bahrain and this document is intended to be read by the addressee only and must not be passed to, issued to, or shown to the public generally.

**Kuwait:** This document is not for general circulation to the public in Kuwait. The Strategy has not been licensed for offering in Kuwait by the Kuwaiti Capital Markets Authority or any other relevant Kuwaiti government agency. The offering of the Strategy in Kuwait on the basis a private placement or public offering is, therefore, restricted in accordance with Decree Law No. 7 of 2010 and the bylaws thereto (as amended). No private or public offering of the Strategy is being made in Kuwait, and no agreement relating to the sale of the Strategy will be concluded in Kuwait. No marketing or solicitation or inducement activities are being used to offer or market the Strategy in Kuwait.

**Kingdom of Saudi Arabia:** This document is communicated by Nikko Asset Management Europe Ltd (Nikko AME), which is authorised and regulated by the Financial Services and Markets Act 2000 (as amended) (FSMA) and the rules of the Financial Conduct Authority (the FCA) in the United Kingdom (the FCA Rules). This document should not be reproduced, redistributed, or sent directly or indirectly to any other party or published in full or in part for any purpose whatsoever without a prior written permission from Nikko AME. This document does not constitute investment advice or a personal recommendation and does not consider in any way the suitability or appropriateness of the subject matter for the individual circumstances of any recipient.

In providing a person with this document, Nikko AME is not treating that person as a client for the purposes of the FCA Rules other than those relating to financial promotion and that person will not therefore benefit from any protections that would be available to such clients.

Nikko AME and its associates and/or its or their officers, directors or employees may have or have had positions or material interests, may at any time make purchases and/or sales as principal or agent, may provide or have provided corporate finance services to issuers or may provide or have provided significant advice or investment services in any investments referred to in this document or in related investments. Relevant confidential information, if any, known within any company in the Nikko AM group or Sumitomo Mitsui Trust Bank group and not available to Nikko AME because of regulations or internal procedure is not reflected in this document. The investments mentioned in this document may not be eligible for sale in some states or countries, and they may not be suitable for all types of investors.

**Oman:** The information contained in this document neither constitutes a public offer of securities in the Sultanate of Oman as contemplated by the Commercial companies law of Oman (Royal decree 4/74) or the Capital Markets Law of Oman (Royal Decree 80/98, nor does it constitute an offer to sell, or the solicitation of any offer to buy non-Omani securities in the Sultanate of Oman as contemplated by Article 139 of the Executive Regulations to the Capital Market law (issued by Decision No. 1/2009). This document is not intended to lead to the conclusion of any contract of whatsoever nature within the territory of the Sultanate of Oman.

**Qatar (excluding QFC):** The Strategies are only being offered to a limited number of investors who are willing and able to conduct an independent investigation of the risks involved in an investment in such Strategies. The document does not constitute an offer to the public and should not be reproduced, redistributed, or sent directly or indirectly to any other party or published in full or in part for any purpose whatsoever without a prior written permission from Nikko Asset Management Europe Ltd (Nikko AME). No transaction will be concluded in your jurisdiction and any inquiries regarding the Strategies should be made to Nikko AME.

**United Arab Emirates (excluding DIFC):** This document and the information contained herein, do not constitute, and is not intended to constitute, a public offer of securities in the United Arab Emirates and accordingly should not be construed as such. The Strategy is only being offered to a limited number of investors in the UAE who are (a) willing and able to conduct an independent investigation of the risks involved in an investment in such Strategy, and (b) upon their specific request.

The Strategy has not been approved by or licensed or registered with the UAE Central Bank, the Securities and Commodities Authority or any other relevant licensing authorities or governmental agencies in the UAE. This document is for the use of the named addressee only and should not be given or shown to any other person (other than employees, agents or consultants in connection with the addressee's consideration thereof).

No transaction will be concluded in the UAE and any inquiries regarding the Strategy should be made to Nikko Asset Management Europe Ltd.