



ASIAN EQUITY OUTLOOK

September 2017

Summary

- The MSCI AC Asia ex Japan (AxJ) Index rose by 1.3% in US dollar (USD) terms, outperforming the MSCI AC World Index and bringing year-to-date returns to 31.1%. This was the eighth straight month of positive returns.
- China led peers within North Asia, supported by gains in internet companies and banks. Korea was the worst performer within AxJ as North Korea's nuclear tests rattled the market. In India, the market was weighed down by slower than expected GDP growth and a decline in Infosys' share price.
- Thailand outperformed AxJ peers in USD terms, as former Prime Minister Yingluck Shinawatra failed to appear in court over her role in the rice-subsidy program. The ASEAN region registered strong 2Q GDP growth, with the exception of Indonesia which missed estimates.
- At the sector level, Materials outperformed while Consumer Discretionary underperformed. Within Materials, Metals & Mining benefitted from factors such as rising demand for property, strong Chinese industrial data and USD weakness.
- Although the sustained rally in Asian equities has pushed valuations back towards long-term averages, we continue to see medium-term value, while being mindful of pockets of excessive optimism.
- We maintain an overweight on Chinese stocks, with a preference for the new economy sectors. We also continue to favour India notwithstanding near term volatility. Meanwhile, Korea and Taiwan continue to benefit from a resurgence of their Technology sectors, while we maintain our underweight to ASEAN.

Asian Equity

Market Review

- **Asia ex-Japan equities gained in August**
MSCI AC Asia ex Japan (AxJ) Index rose in USD terms for the eighth straight month in August, adding 1.3% and outperforming MSCI AC World Index which returned 0.1%. Year-to-date (YTD), the index outperformed MSCI AC World Index by 17.6% in USD terms.

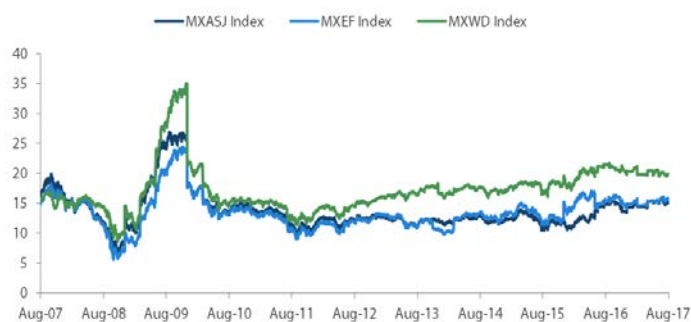
During the month, rising geopolitical tensions in the Korean peninsula and in Washington weighed on global sentiment, but a generally strong earnings season coupled with positive economic data within the region propped up Asian markets.

1-Year Market Performance of MSCI AC Asia ex Japan versus Emerging Markets versus All Country World Index



Source: Bloomberg, 31 August 2017. Returns are in USD. Past performance is not necessarily indicative of future performance.

MSCI AC Asia ex Japan versus Emerging Markets versus All Country World Index Price-to-Earnings



Source: Bloomberg, 31 August 2017. Returns are in USD. Past performance is not necessarily indicative of future performance.

- China led gains within North Asia; India ended the month down

China led gains within North Asia, returning 4.2% in USD terms supported by gains in internet companies and banks. Tencent beat forecasts to post its best quarterly results yet, while Alibaba also announced better-than-expected revenues buoyed by robust online sales growth. Separately, China’s leading state-owned banks, including Industrial and Commercial Bank of China, China Construction Bank and Bank of China (BoC), posted solid quarterly results, as margins improved and non-performing loan levels stabilised. Economic data registered mixed. While industrial production and retail sales in July lagged forecasts, the official manufacturing purchasing managers’ index (PMI) beat expectations to reached 51.7 in August. Meanwhile, the much-anticipated mixed ownership plan was implemented by China Unicom. The reform push is aimed at making SOEs more efficient, while still maintaining state control. Elsewhere, Korea lagged its MSCI AC AxJ peers as North Korea’s nuclear tests rattled the market. MSCI South Korea declined 2.5% in USD terms. Meanwhile, the government proposed a budget to boost spending to a record USD 383bn in 2018 aimed at funding welfare costs, aiding job creation and boosting domestic consumption.

MSCI India ended the month down 0.8% in USD terms. 1Q2017 GDP growth surprised on the downside, growing 5.7% year-on-year (YoY) versus market expectation of 6.6% and 6.1% in the previous quarter. The slowdown was largely attributed to teething problems from the rollout of the GST Bill. As expected, the Reserve Bank of India cut the benchmark repurchase rate to 6% during the month, the lowest since 2010. Additionally, a sharp fall in software giant Infosys amid the sudden resignation of CEO Vishal Sikka and allegations of securities fraud also weighed on key indices.

- Thailand outperformed AxJ peers

Thailand was the best performer within AxJ, returning 4.5% in USD terms. Former Prime Minister Yingluck Shinawatra’s failure to appear in court over her role in the rice-subsidy program relieved fears of protests and disruption to business activities. Meanwhile, the country reported the best pace of GDP growth in almost five years. The rest of the ASEAN region also registered strong 2Q GDP growth, with the exception of Indonesia which missed estimates. MSCI Indonesia returned -0.5% in USD terms,

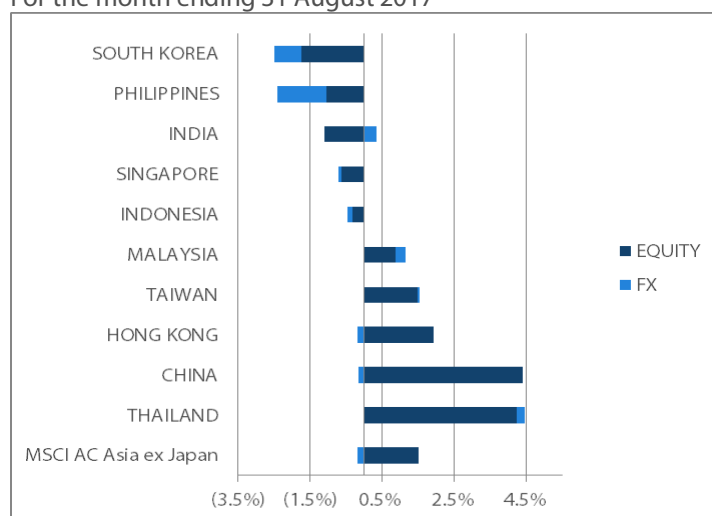
and the central bank surprised by lowering interest rates to 4.5%, reflecting its relative comfort with the currency and inflation outlook. MSCI Singapore also declined 0.7% in USD terms, with Singtel and DBS serving as key index drags.

- Materials outperformed, whereas Consumer Discretionary underperformed the most

At the sector level, Materials, Real Estate and Energy outperformed while Telecommunication Services and Consumer Discretionary underperformed. Within Materials, Metals & Mining benefitted from factors such as rising demand for property, strong Chinese industrial data and USD weakness. Meanwhile, oil prices faced pressure as US refineries halted operations in the wake of hurricane Harvey.

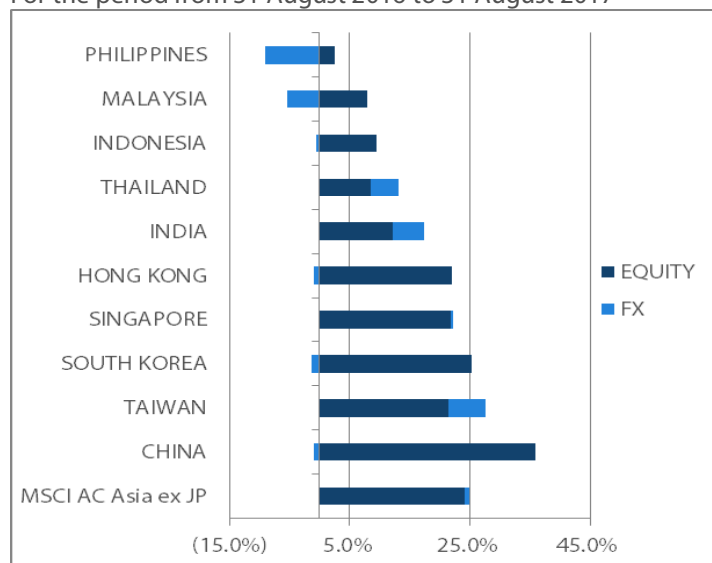
MSCI AC Asia ex Japan Index¹

For the month ending 31 August 2017



Source: Bloomberg, 31 August 2017

For the period from 31 August 2016 to 31 August 2017



Source: Bloomberg, 31 August 2017

¹Note: Equity returns refer to MSCI indices quoted in local currencies while FX refers to local currency movement against USD. Returns are based on historical prices. Past performance is not necessarily indicative of future performance.

Market Outlook

- Continue to see value in the region but are cognizant of excessive optimism

The sustained rally across Asian Equities year-to-date has pushed valuations back towards long term averages at 14x forward price-to-earnings and 1.6x forward price-to-book. As the US and European Central Banks tighten their belts, investor focus is expected to shift to regions that offer growth. Despite Asia's outperformance YTD, MSCI AC World still trades at 17.5x forward price-to-earnings and 2.3x forward price-to-book even while offering lower growth, which appears unjustified. We continue to see value in the region from a medium term perspective, but are cognizant of pockets of excessive optimism.

- Maintain overweight to China and India

China's economic growth has been resilient versus bearish expectations. A wave of supply-side reforms have helped improve profitability in highly indebted sectors of the economy, and accelerated financial deleveraging even as the consumer sector remains a bright spot. The trend of decelerating M2 growth following the massive stimulus in 1Q16 makes us wary of "old economy" stocks. We will continue to monitor news flow and events surrounding the 19th National Congress later this year and remain overweight Chinese stocks, with a preference for the new economy – Internet, Tourism and Healthcare. In Hong Kong, loan growth has started to positively surprise on the upside driven by broad based recovery in trade finance, manufacturing and consumer demand. This together with the prospect of higher interest rates has led to steep upgrades for banks which we remain overweight.

In a marked departure from the political ennui characteristic of previous governments, the current Indian government has rolled out a number of structural reforms – the Aadhaar Act, the Bankruptcy Code and the GST Bill. While the recent rollout of the latter has hurt growth in the short term, it sets the stage for a positive longer term growth trajectory by reducing inefficiency, moving trade from the "black" economy to the "white", and improving transparency and ease of doing business. Admittedly, a case can be made for broader reforms at public sector banks, and we are also mindful that valuations in some sectors have run ahead of fundamentals. Nonetheless, we are positive that underlying fundamentals are set to improve and thus, India remains a key overweight, notwithstanding near term volatility.

- Favour technology stocks in Korea and Taiwan but underweight ASEAN

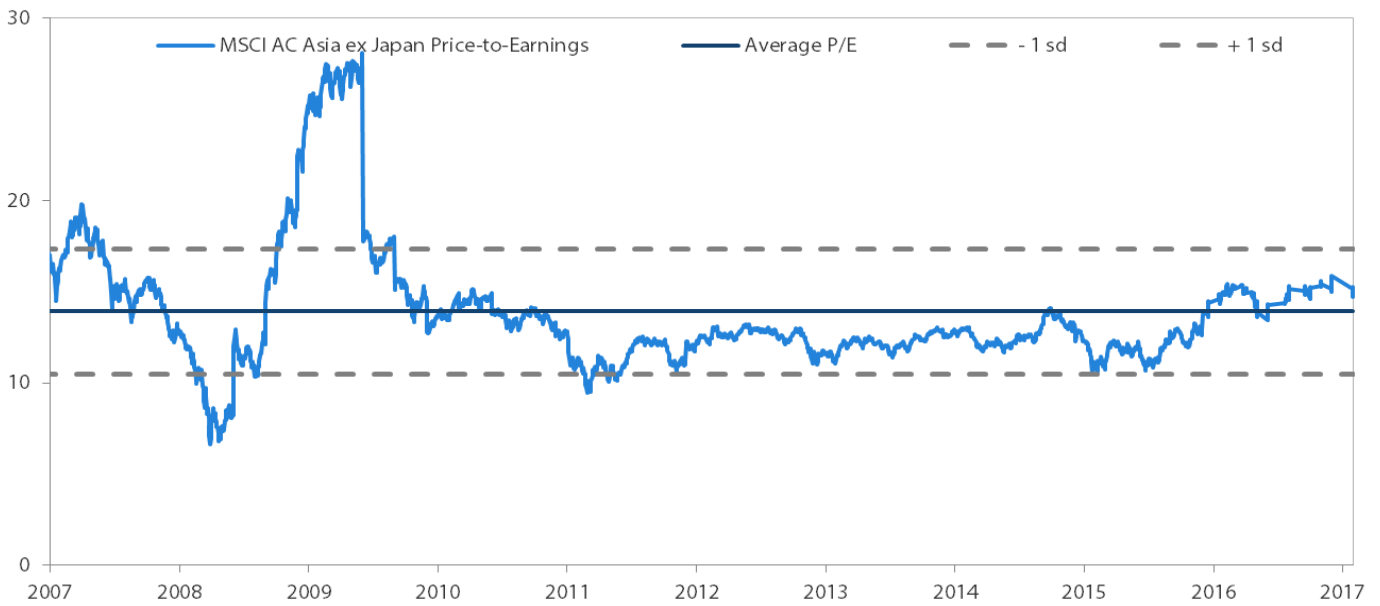
Korea and Taiwan continue to be beneficiaries of a resurgence of their respective Technology sectors. In Korea, chaebol reform complemented by strong balance sheets continues to be a positive driver; however, we have one eye on the escalating tensions with North Korea, particularly given the belligerent tone of Kim Jong Un. In Taiwan, we continue to hold various companies in the Technology sector with strong niche competencies. The upcoming Apple iPhone 8 launch will be a key event in the coming months.

We maintain our underweight stance in ASEAN. Singapore and Indonesia remain our relative preferences and we continue to

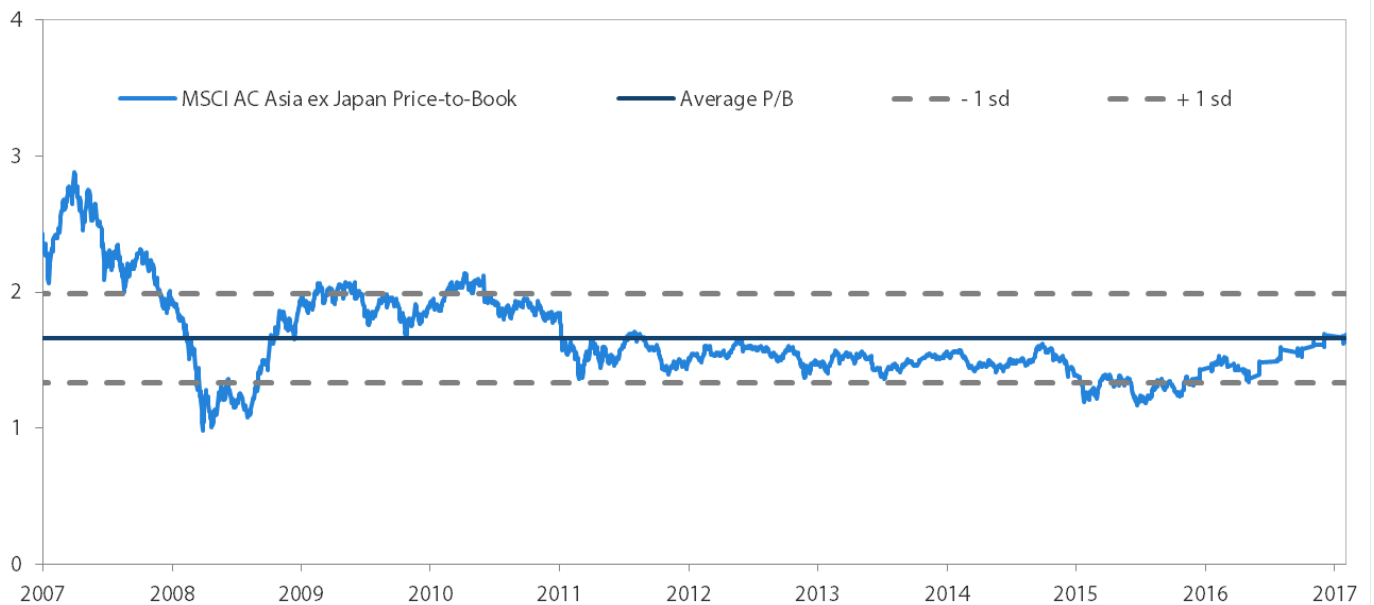
eschew equities in Malaysia and Thailand given muted domestic conditions and political uncertainty.

Appendix

MSCI AC Asia ex Japan Price-to-Earnings



MSCI AC Asia ex Japan Price-to-Book



Source: Bloomberg, 31 August 2017. Ratios are computed in USD. The horizontal lines represent the average (the middle line) and one standard deviation on either side of this average for the period shown. Past performance is not necessarily indicative of future performance.

Important Information

This document is prepared by Nikko Asset Management Co., Ltd. and/or its affiliates (**Nikko AM**) and is for distribution only under such circumstances as may be permitted by applicable laws. This document does not constitute investment advice or a personal recommendation and it does not consider in any way the suitability or appropriateness of the subject matter for the individual circumstances of any recipient.

This document is for information purposes only and is not intended to be an offer, or a solicitation of an offer, to buy or sell any investments or participate in any trading strategy. Moreover, the information in this material will not affect Nikko AM's investment strategy in any way. The information and opinions in this document have been derived from or reached from sources believed in good faith to be reliable but have not been independently verified. Nikko AM makes no guarantee, representation or warranty, express or implied, and accepts no responsibility or liability for the accuracy or completeness of this document. No reliance should be placed on any assumptions, forecasts, projections, estimates or prospects contained within this document. This document should not be regarded by recipients as a substitute for the exercise of their own judgment. Opinions stated in this document may change without notice.

In any investment, past performance is neither an indication nor guarantee of future performance and a loss of capital may occur. Estimates of future performance are based on assumptions that may not be realised. Investors should be able to withstand the loss of any principal investment. The mention of individual stocks, sectors, regions or countries within this document does not imply a recommendation to buy or sell.

Nikko AM accepts no liability whatsoever for any loss or damage of any kind arising out of the use of all or any part of this document, provided that nothing herein excludes or restricts any liability of Nikko AM under applicable regulatory rules or requirements.

All information contained in this document is solely for the attention and use of the intended recipients. Any use beyond that intended by Nikko AM is strictly prohibited.

Japan: The information contained in this document pertaining specifically to the investment products is not directed at persons in Japan nor is it intended for distribution to persons in Japan. Registration Number: Director of the Kanto Local Finance Bureau (Financial Instruments firms) No. 368 Member Associations: The Investment Trusts Association, Japan/Japan Investment Advisers Association/Japan Securities Dealers Association.

United Kingdom and rest of Europe: This document constitutes a financial promotion for the purposes of the Financial Services and Markets Act 2000 (as amended) (FSMA) and the rules of the Financial Conduct Authority (the FCA) in the United Kingdom (the FCA Rules).

This document is communicated by Nikko Asset Management Europe Ltd, which is authorised and regulated in the United Kingdom by the FCA (122084). It is directed only at (a) investment professionals falling within article 19 of the Financial Services and Markets Act 2000 (Financial Promotions) Order 2005, (as amended) (the Order) (b) certain high net worth entities within the meaning of article 49 of the Order and (c) persons to whom this document may otherwise lawfully be communicated (all such persons being referred to as relevant persons) and is only available to such persons and any investment activity to which it relates will only be engaged in with such persons.

United States: This document is for information purposes only and is not intended to be an offer, or a solicitation of an offer, to buy or sell any investments. This document should not be regarded as investment advice. This document may not be duplicated, quoted, discussed or otherwise shared without prior consent. Any offering or distribution of a Fund in the United States may only be conducted via a licensed and registered broker-dealer or a duly qualified entity.

Singapore: This document is for information only with no consideration given to the specific investment objective, financial situation and particular needs of any specific person. You should seek advice from a financial adviser before making any investment. In the event that you choose not to do so, you should consider whether the investment selected is suitable for you

Hong Kong: This document is for information only with no consideration given to the specific investment objective, financial situation and particular needs of any specific person. You should seek advice from a financial adviser before making any investment. In the event that you choose not to do so, you should consider whether the investment selected is suitable for you. The contents of this document have not been reviewed by the Securities and Futures Commission or any regulatory authority in Hong Kong. Nikko Asset Management Hong Kong Limited is a licensed corporation in Hong Kong.

Australia: Nikko AM Limited ABN 99 003 376 252 (**Nikko AM Australia**) is responsible for the distribution of this information in Australia. **Nikko AM Australia** holds Australian Financial Services Licence No. 237563 and is part of the Nikko AM Group. This material and any offer to provide financial services are for information purposes only. This material does not take into account the objectives, financial situation or needs of any individual and is not intended to constitute personal advice, nor can it be relied upon as such. This material is intended for, and can only be provided and made available to, persons who are regarded as Wholesale Clients for the purposes of section 761G of the Corporations Act 2001 (Cth) and must not be made available or passed on to persons who are regarded as Retail Clients for the purposes of this Act. If you are in any doubt about any of the contents, you should obtain independent professional advice

New Zealand: Nikko Asset Management New Zealand Limited (Company No. 606057, FSP22562) is the licensed Investment Manager of Nikko AM NZ Investment Scheme and the Nikko AM NZ Wholesale Investment Scheme.

This material is for the use of researchers, financial advisers and wholesale investors (in accordance with Schedule 1, Clause 3 of the Financial Markets Conduct Act 2013 in New Zealand). This material has been prepared without taking into account a potential investor's objectives, financial situation or needs and is not intended to constitute personal financial advice, and must not be relied on as such. Recipients of this material, who are not wholesale investors, or the named client, or their duly appointed agent, should consult an Authorised Financial Adviser and the relevant Product Disclosure Statement or Fund Fact Sheet (available on our website www.nikkoam.co.nz).

Kingdom of Bahrain: The document has not been approved by the Central Bank of Bahrain which takes no responsibility for its contents. No offer to the public to purchase the Strategy will be made in the Kingdom of Bahrain and this document is intended to be read by the addressee only and must not be passed to, issued to, or shown to the public generally.

Kuwait: This document is not for general circulation to the public in Kuwait. The Strategy has not been licensed for offering in Kuwait by the Kuwaiti Capital Markets Authority or any other relevant Kuwaiti government agency. The offering of the Strategy in Kuwait on the basis a private placement or public offering is, therefore, restricted in accordance with Decree Law No. 7 of 2010 and the bylaws thereto (as amended). No private or public offering of the Strategy is being made in Kuwait, and no agreement relating to the sale of the Strategy will be concluded in Kuwait. No marketing or solicitation or inducement activities are being used to offer or market the Strategy in Kuwait.

Kingdom of Saudi Arabia: This document is communicated by Nikko Asset Management Europe Ltd (Nikko AME), which is authorised and regulated by the Financial Services and Markets Act 2000 (as amended) (FSMA) and the rules of the Financial Conduct Authority (the FCA) in the United Kingdom (the FCA Rules). This document should not be reproduced, redistributed, or sent directly or indirectly to any other party or published in full or in part for any purpose whatsoever without a prior written permission from Nikko AME.

This document does not constitute investment advice or a personal recommendation and does not consider in any way the suitability or appropriateness of the subject matter for the individual circumstances of any recipient. In providing a person with this document, Nikko AME is not treating that person as a client for the purposes of the FCA Rules other than those relating to financial promotion and that person will not therefore benefit from any protections that would be available to such clients.

Nikko AME and its associates and/or its or their officers, directors or employees may have or have had positions or material interests, may at any time make purchases and/or sales as principal or agent, may provide or have provided corporate finance services to issuers or may provide or have provided significant advice or investment services in any investments referred to in this document or in related investments. Relevant confidential information, if any, known within any company in the Nikko AM group or Sumitomo Mitsui Trust Bank group and not available to Nikko AME because of regulations or internal procedure is not reflected in this document. The investments mentioned in this document may not be eligible for sale in some states or countries, and they may not be suitable for all types of investors.

Oman: The information contained in this document neither constitutes a public offer of securities in the Sultanate of Oman as contemplated by the Commercial companies law of Oman (Royal decree 4/74) or the Capital Markets Law of Oman (Royal Decree 80/98), nor does it constitute an offer to sell, or the solicitation of any offer to buy non-Omani securities in the Sultanate of Oman as contemplated by Article 139 of the Executive Regulations to the Capital Market law (issued by Decision No. 1/2009). This document is not intended to lead to the conclusion of any contract of whatsoever nature within the territory of the Sultanate of Oman.

United Arab Emirates (excluding DIFC): This document and the information contained herein, do not constitute, and is not intended to constitute, a public offer of securities in the United Arab Emirates and accordingly should not be construed as such. The Strategy is only being offered to a limited number of investors in the UAE who are (a) willing and able to conduct an independent investigation of the risks involved in an investment in such Strategy, and (b) upon their specific request.

The Strategy has not been approved by or licensed or registered with the UAE Central Bank, the Securities and Commodities Authority or any other relevant licensing authorities or governmental agencies in the UAE. This document is for the use of the named addressee only and should not be given or shown to any other person (other than employees, agents or consultants in connection with the addressee's consideration thereof).

No transaction will be concluded in the UAE and any inquiries regarding the Strategy should be made to Nikko Asset Management Europe Ltd.