



# NikkoAM-StraitsTrading Asia ex Japan REIT ETF

---

Unlocking Opportunities in  
Asia's Real Estate Growth

**YOUR GOALS, OUR COMMITMENT.**

# Why invest in NikkoAM-StraitsTrading Asia ex Japan REIT ETF?

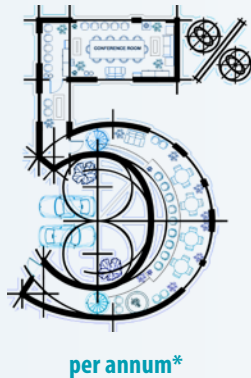
## World's first Asia ex Japan REIT ETF

### 1 Regular Dividend Distribution

\* Based on distribution per unit of REITs in the Index<sup>^</sup> over the period of 2011 – 2016.


Source: FTSE, 30 December 2016

<sup>^</sup> Index refers to the FTSE EPRA/NAREIT Asia ex Japan Net Total Return REIT Index



### 2 Attractive Dividend Yield

Asia ex Japan Real Estate Investment Trusts (REITs) offer some of the most attractive yields across the world.



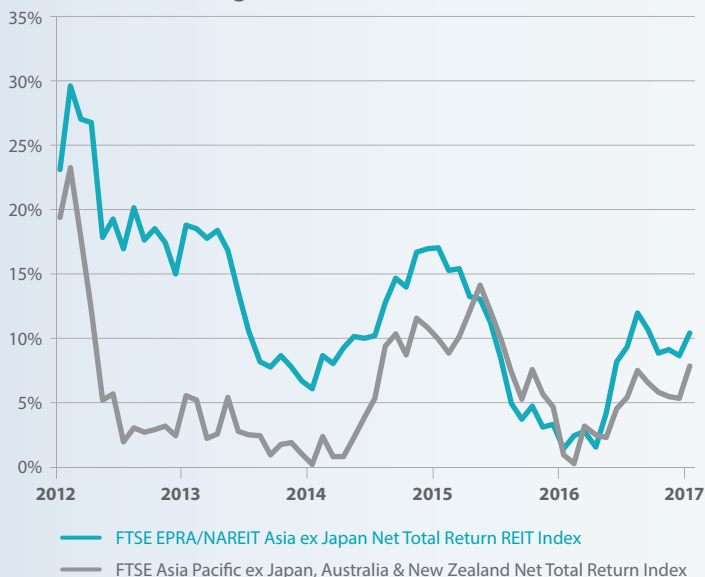
Source: UBS, 31 January 2017

Past performances may not be indicative of future performances.

### 3 Attractive Returns

Index has attractive return potential compared to a Broad-Based Equity Index.

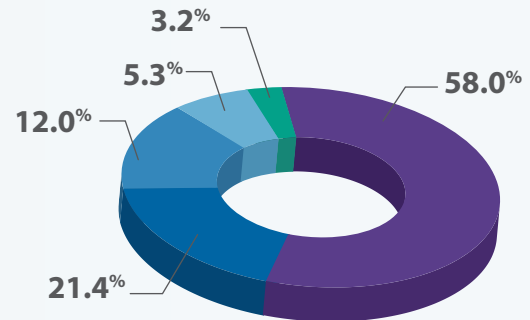
Asia REIT vs Asia Broad-based Equity Rolling 3 Years (Annualised) Returns



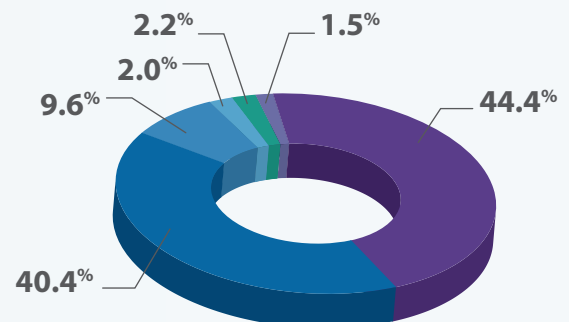
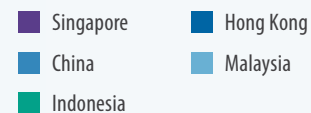
Source: FTSE, 31 January 2017

### 4 Regional Diversification with Single Trade

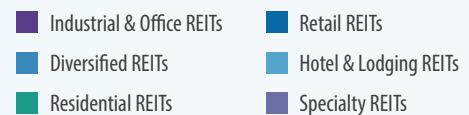
Exposure to diverse properties such as financial hubs, tech hubs, hospitals, residential and industrial properties, malls and hotels, diversified geographically across Asia ex Japan.



Geographic Breakdown



REIT Sub-Industry Breakdown



Source: FTSE, 30 November 2016

### 5 Strategic Partnership with Straits Trading

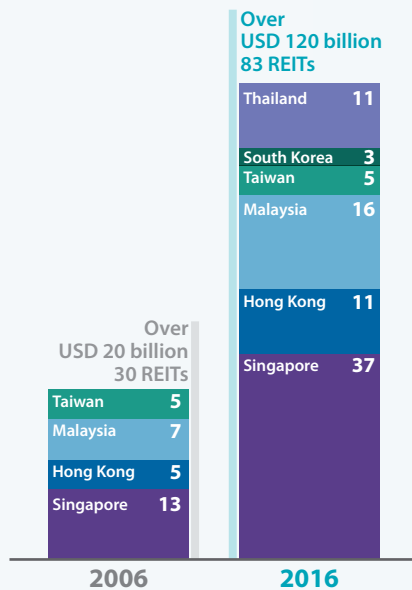
Leverage the expertise of Straits Trading:

- Diversified investment company with strategic real estate holdings
- Extensive experience in real estate management

## Why Asia REITs?

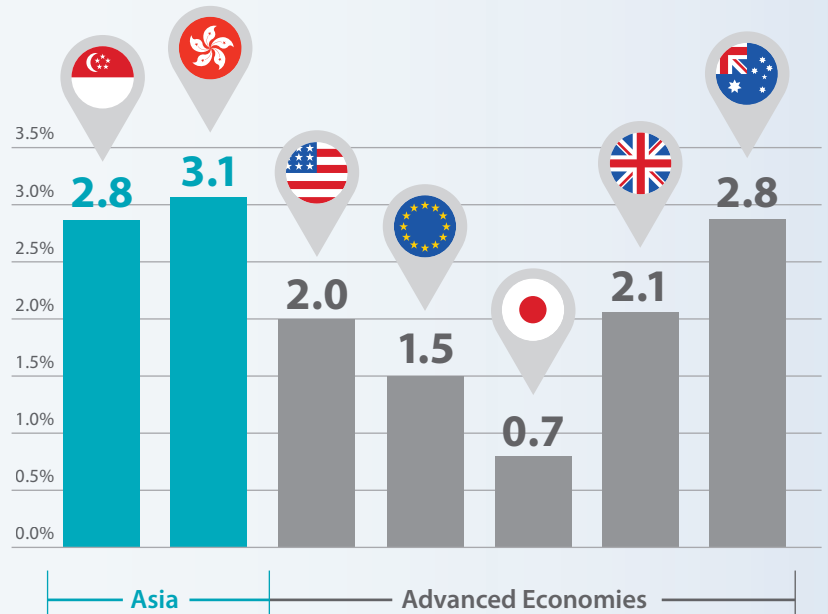
- One of the fastest growing asset classes
- Growth opportunities in Asia's urbanisation
- High-quality regional REITs (especially SG & HK)
- Strong regulatory support
- Low investment sum to enjoy regular dividend distribution
- Robust economic fundamentals

**Growth of Asia REITs by Market Capitalisation and Numbers**



Source: Bloomberg, Nikko AM  
Data as of end 21 December 2016

**Forecasted real GDP growth for 2018 to 2021**



Source: IMF World Economic Outlook, as of April 2016

## Advantages of REITs over physical real estate

- Greater liquidity
- Exposure to diversified basket of properties
- Lower capital investment
- REITs distribute the majority of their taxable income to shareholders annually

### Common drawbacks of rental properties:

- High investment quantum
- Low liquidity
- Maintenance costs
- Cost of vacancy
- Tenant issues

## Why FTSE EPRA/NAREIT Asia ex Japan Net Total Return REIT Index?

The FTSE EPRA/NAREIT Asia ex Japan Net Total Return REIT Index forms part of the FTSE EPRA/NAREIT Global Real Estate Index Series.

### Benefits:

- Transparent, rules-based methodology
- Exclusive partnership with leading REIT associations:
  - EPRA: European Public Real Estate Association
  - NAREIT: National Association of Real Estate Investment Trust
- Industry leader:
  - Index tracked by more than 26 ETFs with USD10 Billion in AUM
  - Real estate index with longest track record

Source: FTSE, November 2016

## About Nikko Asset Management

With USD176.5 billion (17.88 trillion yen)\* under management, Nikko Asset Management is one of Asia's largest asset managers, providing high-conviction, active fund management across a range of Equity, Fixed Income, Multi-Asset and Alternative strategies. In addition, its complementary range of passive strategies covers more than 20 indices and includes some of Asia's largest exchange-traded funds (ETFs). Headquartered in Asia for nearly 60 years, the firm represents more than 200 investment professionals and over 30 nationalities\*\* across 11 countries. More than 300 banks, brokers, financial advisors and life insurance companies around the world distribute the company's products. The investment teams benefit from a unique global perspective complemented by the firm's historic Asian DNA, striving to deliver consistent excellence in performance. The firm also prides itself on its progressive solution-driven approach, which has led to many innovative funds launched for its clients.

\* Consolidated assets under management and sub-advisory of Nikko Asset Management and its subsidiaries as of September 30, 2016.

\*\* As of September 30, 2016, including employees of Nikko Asset Management and its subsidiaries.

## Fund Information

Benchmark	FTSE ERPA/NAREIT Asia ex Japan Net Total Return REIT Index
Listing Date	29 March 2017
Fund Structure	Open-ended Listed Unit Trust, with Exchange Traded Fund feature
Lot Structure	100 units per lot
Dividend Distribution Frequency	Dividends (if any) would be paid quarterly at the manager's discretion
Valuation Frequency	Daily
Listing	Singapore Exchange
Manager	Nikko Asset Management Asia Limited
Trustee	HSBC Institutional Trust Services (Singapore) Limited
Fund Auditor	PricewaterhouseCoopers LLP (Singapore)
Designated Market Makers	Commerzbank AG (Hong Kong), FlowTraders Asia Pte Ltd
SGX Stock Code	CFA
ISIN Stock Code	SG1DE9000003
SGX Trading Name	NikkoAM-STC Asia REIT
Bloomberg Ticker	AXJREIT SP



Find out more on

[nikkoam.com.sg/etf/asia-ex-japan-reit](http://nikkoam.com.sg/etf/asia-ex-japan-reit)

### Important Information:

This document is for information only with no consideration given to the specific investment objective, financial situation and particular needs of any specific person. Any securities mentioned herein are for illustration purposes only and should not be construed as a recommendation for investment. You should seek advice from a financial adviser before making any investment. In the event that you choose not to do so, you should consider whether the investment selected is suitable for you. Investments in unit trusts are not deposits in, obligations of, or guaranteed or insured by Nikko Asset Management Asia Limited ("Nikko AM Asia"). Past performance or any prediction, projection or forecast is not indicative of future performance. The funds may use or invest in financial derivative instruments. The value of units and income from them may fall or rise. Investments in the funds are subject to investment risks, including the possible loss of principal amount invested. You should read the relevant prospectus and product highlights sheet obtainable from appointed distributors of Nikko AM Asia or our website ([www.nikkoam.com.sg](http://www.nikkoam.com.sg)) before investing. The information contained herein may not be copied, reproduced or redistributed without the express consent of Nikko AM Asia. While reasonable care has been taken to ensure the accuracy of the information as at the date of publication, Nikko AM Asia does not give any warranty or representation, either express or implied, and expressly disclaims liability for any errors or omissions. Information may be subject to change without notice. Nikko AM Asia accepts no liability for any loss, indirect or consequential damages, arising from any use of or reliance on this document. The performance of the ETF's price on the Singapore Stock Exchange ("SGX") may be different from the net asset value per unit of the ETF. The ETF may also be delisted from the SGX. Transaction in units of the ETF will result in brokerage commissions. Listing of the units does not guarantee a liquid market for the units. Units of the ETF may be bought or sold throughout trading hours of the SGX through any brokerage account. Investors should note that the ETF differs from a typical unit trust and units may only be created or redeemed directly by a participating dealer in large creation or redemption units. Investors may only redeem the units with Nikko AM Asia under certain specified conditions.

"FTSE®" is a trade mark of the London Stock Exchange Group companies, "NAREIT®" is a trade mark of the National Association of Real Estate Investment Trusts ("NAREIT") and "EPRA®" is a trade mark of the European Public Real Estate Association ("EPRA") and all are used by FTSE International Limited ("FTSE") under licence).

The FTSE EPRA/NAREIT Asia ex Japan Net Total Return REIT Index is calculated by FTSE. Neither FTSE, Euronext N.V., NAREIT nor EPRA sponsor, endorse or promote this product and are not in any way connected to it and do not accept any liability.

Nikko Asset Management Asia Limited. Registration Number 198202562H