



Nikko AM Singapore STI ETF

The best of Singapore's blue-chip corporations

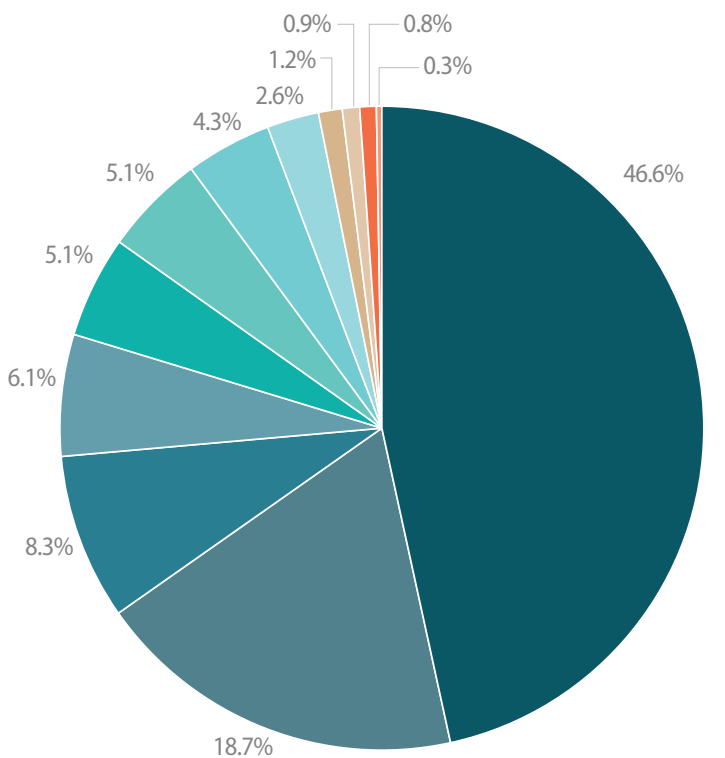
The Straits Times Index (STI)

The Straits Times Index (STI) is a globally recognised benchmark index for the Singapore stock market. It comprises of the top 30 largest companies listed on the Singapore Exchange by market capitalisation.

Many of the companies in the STI are well-established household names that many Singaporeans would be familiar with (e.g., DBS Group Holdings, Singapore Telecommunications Limited, CapitaLand Investment.) The STI includes a diversified range of sectors such as airlines, banks, food & beverage, retail, telecommunications. Dividend yield of the STI has historically been approximately 3% to 5% per annum*.

*Source: Bloomberg, for the period February 2014 to January 2024

Figure 1: Industry breakdown and characteristics of STI



- Banks
- Real Estate
- Industrial Goods & Services
- Telecommunications
- Utilities
- Travel & Leisure
- Food, Beverage and Tobacco
- Financial Services
- Technology
- Automobiles & Parts
- Consumer Products & Services
- Personal Care Drugs & Grocery Stores

Top 10 constituents	
Company	Wgt %
DBS Group Holdings	19.58
Oversea-Chinese Banking Corporation	15.33
United Overseas Bank	11.66
Singapore Telecommunications	6.11
Jardine Matheson Holdings	3.59
CapitaLand Ascendas REIT	3.52
CapitaLand Integrated Commercial Trust	3.46
Keppel	3.37
Singapore Airlines	3.11
Singapore Exchange	2.61
Total	72.35

Index characteristics	
Number of constituents	30
Dividend yield	5.11%
Top 10 holdings (% Index)	72.35%

Source: FTSE, as of 31 January 2024

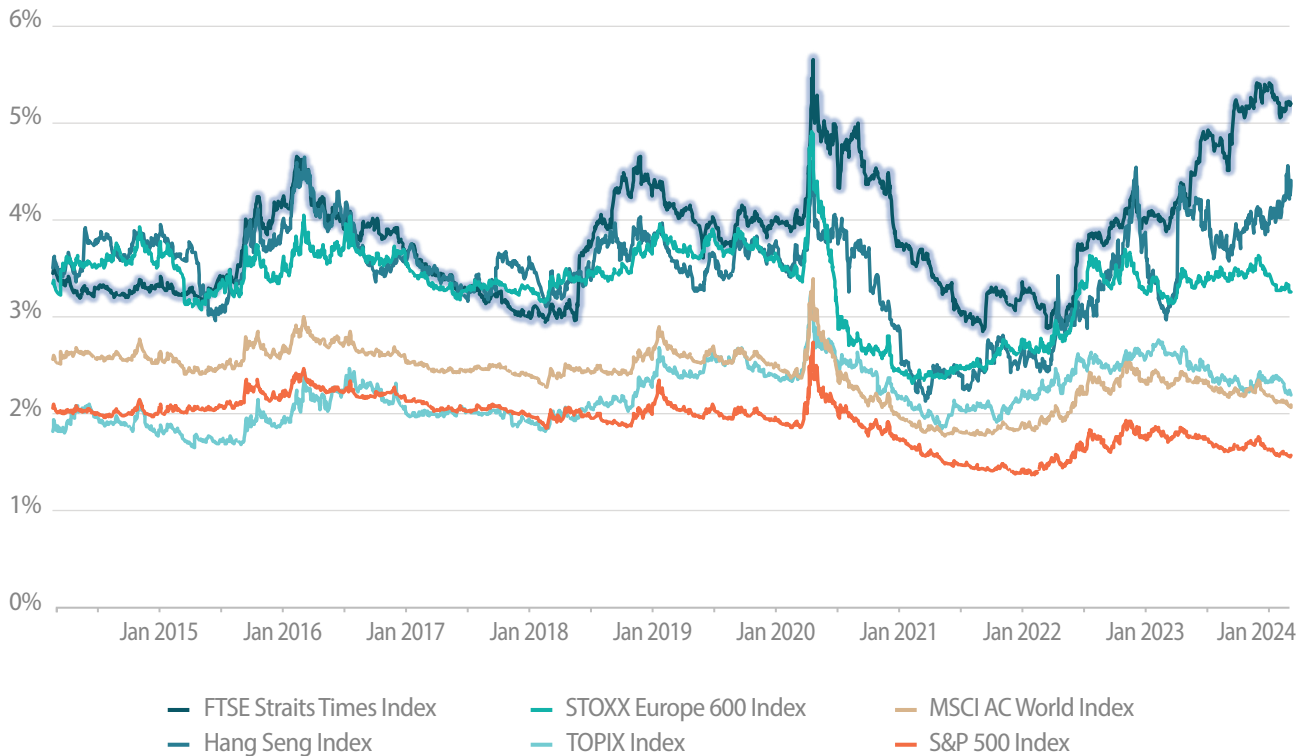
Why Invest in the Nikko AM Singapore STI ETF?

1. Consistent and attractive dividend yields

For income seeking investors, the Nikko AM Singapore STI ETF, which tracks the Straits Times Index, could be a useful asset allocation tool to expand income strategies into the Singapore market, which could help investors stay resilient amid macroeconomic uncertainties and rising volatility.

Dividend yields of the Straits Times Index have been relatively attractive across a 10-year period, ranging consistently around the 3.0% to 5.0% levels.

Figure 2: 10-Year historical dividend yields (February 2014 - January 2024)



Source: Bloomberg as of 31 January 2024

This chart is purely for illustrative purposes only and not to be relied upon as financial advice in any way. Dividend yield of the Straits Times Index is not the same as that of the Nikko AM Singapore STI ETF fund. Past dividend yields are not indicative of future dividend yields.

Based on the average dividend yield across the last 10 years, the Straits Times Index offers one of highest dividend yields when compared with other global market indices.

Index	Average dividend yield over last 10 years (%)
FTSE Straits Times Index	3.85
Hang Seng Index	3.49
TOPIX Index	2.13
S&P 500 Index	1.84
STOXX Europe 600 Index	3.33
MSCI AC World Index	2.35

Source: Bloomberg as of 31 January 2024

This chart is purely for illustrative purposes only and not to be relied upon as financial advice in any way. Dividend yield of the Straits Times Index is not the same as that of the Nikko AM Singapore STI ETF fund. Past dividend yields are not indicative of future dividend yields.

2. One of the world's most progressive economies

Over the past 5 decades, Singapore has emerged as one of the world's most progressive economies and has branded itself as a global hub for many key sectors ranging from financials to real estate and technology that will continue to evolve and drive stable economic growth.

Investors of the Nikko AM Singapore STI ETF will enjoy relevant exposure to the Singapore economy as the rebalancing nature of the index will capture the new economies of Singapore over time.



Amongst the Top Financial Hubs in the World

- Top financial hub in Asia*
- MAS Financial Services Industry Transformation Map (ITM) targets for the sector to grow by an average of 4-5% yearly through to 2025, and to create 3,000 – 4,000 jobs per annum

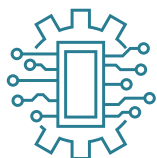
*Source: 2022 Global Financial Centre Index



Well Positioned Trade Hub

- Strategically located at the heart of the Asia Pacific region
- World class air and sea infrastructure
 - World's Best Airport – Skytrax Airport of the Year 2023
 - Top shipping hub for 9th year in a row by global maritime index
- Investments in the Changi East development and Tuas Megaport demonstrate Singapore's strong commitment to the next decade

Sources: Ministry of Transport (Singapore), EDB, Skytrax



Leading Innovation Hub

- Top performer in terms of digital adoption and transformation
- Best global smart city 2021
- SGD 2 billion government investments in application systems using AI, sensors, data science

Sources: Cisco's Global Digital Readiness Index, EDB

About Nikko AM Singapore STI ETF

The Nikko AM Singapore STI ETF seeks to replicate as closely as possible, before expenses, the performance of the Straits Times Index.

It adopts a full replication strategy, investing all, or substantially all of its assets in shares of the companies in the STI, in substantially the same weightings as reflected in the STI.

In Singapore, the Nikko AM Singapore STI ETF is classified as an Excluded Investment Product. This means that a Customer Account Review is not required before an investor transacts in the Fund.

The Fund is included under the CPFIS - Ordinary Account and has been classified by the CPF Board under the category of Higher Risk - Narrowly Focused - Country - Singapore.

The Nikko AM Singapore STI ETF could be of interest to investors:



Who want to invest in blue-chip companies in a familiar market



Looking for a low cost and simple way to get exposure to the Singapore stock market



Seeking a diversified Singapore equity portfolio, without the need to perform individual stock picking or in-depth company research

Who is the Fund suitable for?

The Fund is only suitable for investors who:

- Seek medium to long-term capital appreciation
- Believe that the Index will increase in value
- Are willing and able to accept that their principal will be at risk
- Seek an “index-based” approach to investing in a portfolio of Singapore listed equity securities in a cost effective and easy to access manner.

You should consult your financial advisers if in doubt about whether this product is suitable for you.

What are the key risks of this Fund?

- Market and credit risks
- Liquidity risks
- Product-specific risks
 - Tracking error risk
 - Risk associated with the investment strategy of the Fund / lack of discretion by Manager to adapt to market changes

You should be aware that investment in the Fund may be exposed to other risks of an exceptional nature from time to time.

Please refer to the Fund Prospectus and Product Highlights Sheet for further details.

Fund information

Benchmark	Straits Times Index
Listing Date	24 February 2009 on the Singapore Exchange
Fund Structure	Open-ended Listed Unit Trust traded on Singapore Exchange
Lot Structure	1 unit per lot
Dividend Distribution Frequency [^]	Semi-Annually [^]
Manager	Nikko Asset Management Asia Limited
Trustee	HSBC Institutional Trust Services (Singapore) Limited
Management Fee	0.20% p.a.
Total Expense Ratio	0.25% p.a. [#]
Designated Market Makers	Flow Traders Asia Pte Ltd / Phillip Securities Pte Ltd
SGX Stock Code	G3B
SGX Trading Name	Nikko AM STI ETF
Bloomberg Ticker	DBSSTI SP
ISIN Stock Code	SG1X52941694

[^]Distributions are not guaranteed and are at the absolute discretion of the Manager. Distributions could be derived from income and/or capital gain, and where distributions are made from capital of the Fund, prior consultation with the Fund's trustee is required. Any distribution is expected to result in an immediate reduction of the Fund's net asset value per unit. Please refer to the Fund Prospectus and Product Highlights Sheet for further details.

[#]The Manager intends to cap the total expense ratio of the Fund at 0.25% per annum. Any fees and expenses that are payable by the Fund and are in excess of 0.25% per annum will be borne by the Manager and not the Fund.



Find out more on nikkoam.com.sg/sti

Tel: +65-6500-5700, 1-800-535-8025 | Email: AsiaETF@nikkoam.com

Important information: This document is purely for informational purposes only with no consideration given to the specific investment objective, financial situation and particular needs of any specific person. It should not be relied upon as financial advice. Any securities mentioned herein are for illustration purposes only and should not be construed as a recommendation for investment. **You should seek advice from a financial adviser before making any investment. In the event that you choose not to do so, you should consider whether the investment selected is suitable for you.** Investments in funds are not deposits in, obligations of, or guaranteed or insured by Nikko Asset Management Asia Limited ("Nikko AM Asia").

Past performance or any prediction, projection or forecast is not indicative of future performance. The Fund or any underlying fund may use or invest in financial derivative instruments. The value of units and income from them may fall or rise. **Investments in the Fund are subject to investment risks, including the possible loss of principal amount invested.** You should read the relevant prospectus (including the risk warnings) and product highlights sheet of the Fund, which are available and may be obtained from appointed distributors of Nikko AM Asia or our website (www.nikkoam.com.sg) before deciding whether to invest in the Fund.

The information contained herein may not be copied, reproduced or redistributed without the express consent of Nikko AM Asia. While reasonable care has been taken to ensure the accuracy of the information as at the date of publication, Nikko AM Asia does not give any warranty or representation, either express or implied, and expressly disclaims liability for any errors or omissions. Information may be subject to change without notice. Nikko AM Asia accepts no liability for any loss, indirect or consequential damages, arising from any use of or reliance on this document. This advertisement has not been reviewed by the Monetary Authority of Singapore.

The performance of the ETF's price on the Singapore Exchange Securities Trading Limited ("SGX-ST") may be different from the net asset value per unit of the ETF. The ETF may also be suspended or delisted from the SGX-ST. Listing of the units does not guarantee a liquid market for the units. Investors should note that the ETF differs from a typical unit trust and units may only be created or redeemed directly by a participating dealer in large creation or redemption units.

The Central Provident Fund ("CPF") Ordinary Account ("OA") interest rate is the legislated minimum 2.5% per annum, or the 3-month average of major local banks' interest rates, whichever is higher, reviewed quarterly. The interest rate for Special Account ("SA") is currently 4% per annum or the 12-month average yield of 10-year Singapore Government Securities plus 1%, whichever is higher, reviewed quarterly. Only monies in excess of \$20,000 in OA and \$40,000 in SA can be invested under the CPF Investment Scheme ("CPFIS"). Please refer to the website of the CPF Board for further information. Investors should note that the applicable interest rates for the CPF accounts and the terms of CPFIS may be varied by the CPF Board from time to time.

The units of Nikko AM Singapore STI ETF are not in any way sponsored, endorsed, sold or promoted by FTSE International Limited ("FTSE"), the London Stock Exchange Plc (the "Exchange"), The Financial Times Limited ("FT") SPH Data Services Pte Ltd ("SPH") or Singapore Press Holdings Ltd ("SGP") (collectively, the "Licensor Parties") and none of the Licensor Parties make any warranty or representation whatsoever, expressly or impliedly, either as to the results to be obtained from the use of the Straits Times Index ("Index") and/or the figure at which the said Index stands at any particular time on any particular day or otherwise. The Index is compiled and calculated by FTSE. None of the Licensor Parties shall be under any obligation to advise any person of any error therein.

"FTSE", "FT-SE" are trade marks of the Exchange and the FT and are used by FTSE under license. "STI" and "Straits Times Index" are trade marks of SPH and are used by FTSE under licence. All intellectual property rights in the ST index vest in SPH and SGP.

Nikko Asset Management Asia Limited. Registration Number 198202562H.