



ABF Singapore Bond Index Fund

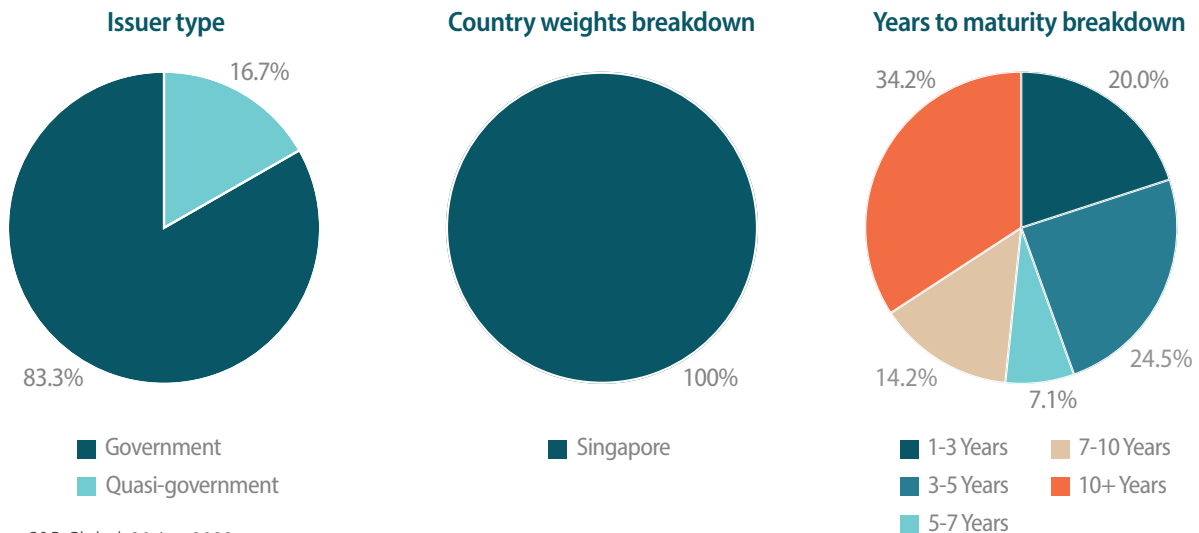
Gain access to one of the world's highest-yielding
AAA-rated government bonds

The iBoxx ABF Singapore index

The iBoxx ABF Singapore index (the "Index") comprises mainly of SGD bonds issued by the Singapore Government and Singapore Quasi-government entities. From time to time, the Index may also include SGD bonds issued by other Asian Governments, Asian Quasi-government entities, and/or supranational organisations.

Figure 1 shows the issuer type, country weights, and years to maturity breakdown of bonds that make up the Index as at June 2023.

Figure 1: Index characteristics of iBoxx ABF Singapore index



Source: S&P Global, 30 Jun 2023

Why invest in the ABF Singapore Bond Index Fund?

1. Singapore government bonds are rated with the highest credit rating possible

Singapore is the only Asian country that has the highest AAA credit rating awarded by all 3 major credit rating agencies. Singapore has retained this status throughout the last 20 years, covering multiple periods of crisis, including the Asian Financial Crisis in 1997, the Global Financial Crisis in 2008, and the Covid-19 Pandemic from 2020 to 2022. Singapore's AAA credit rating is supported by its USD 331 billion* of official foreign reserves and a prudent fiscal policy.

*Source: Monetary Authority of Singapore, Jun 2023 (preliminary)

Table 1: Sovereign credit ratings

	S&P	Moody's	Fitch
Singapore	AAA	Aaa	AAA
Asia			
Taiwan	AA+	Aa3	AA
Hong Kong	AA+	Aa3	AA-
South Korea	AA	Aa2	AA-
China	A+	A1	A+
Malaysia	A-	A3	BBB+
Thailand	BBB+	Baa1	BBB+
Philippines	BBB+	Baa2	BBB
Indonesia	BBB	Baa2	BBB
India	BBB-	Baa3	BBB-
Vietnam	BB+	Ba2	BB
Major advanced economies (G7 countries)			
Germany	AAA	Aaa	AAA
Canada	AAA	Aaa	AA+
United States	AA+	Aaa	AA+
France	AA	Aa2	AA-
United Kingdom	AA	Aa3	AA-
Japan	A+	A1	A
Italy	BBB	Baa3	BBB

Source: Bloomberg. 14 Aug 2023

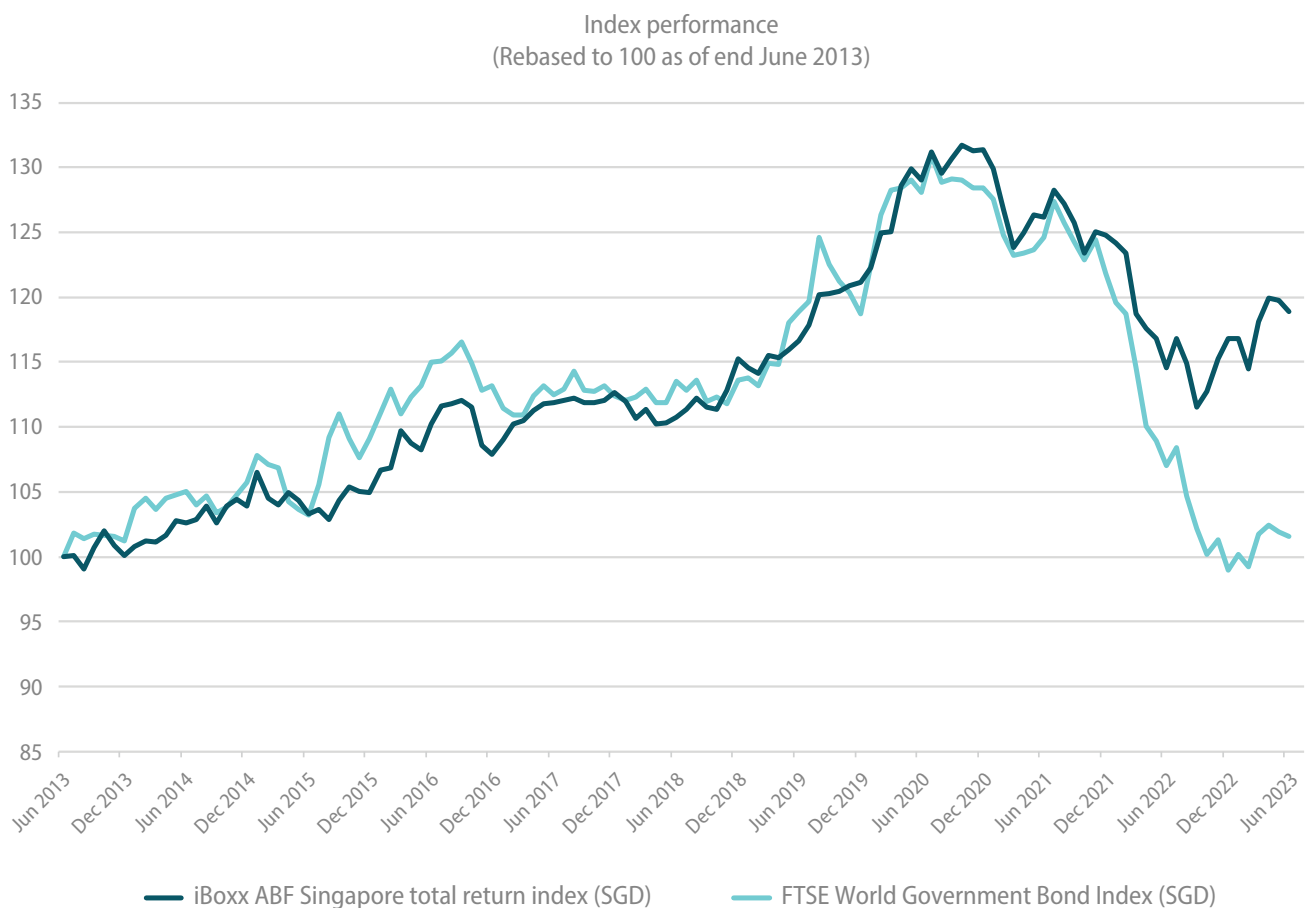
2. Gain access to one of the world's highest yielding AAA-rated sovereign government bonds

Over the last 10 years*, the iBoxx ABF Singapore index has an annualised return of 1.7%. In comparison, the FTSE World Government Bond Index (WGBI), a widely used benchmark which tracks sovereign debt from over 20 countries, returned 0.2% on an annualised basis.

Not only are bonds issued by the Singapore Government and quasi-Singapore Government entities of the highest quality, returns are relatively attractive compared to equivalent or even less highly rated sovereign debt globally.

*Jun 2013 to Jun 2023

Figure 2: Comparison of index performance between the iBoxx ABF Singapore index and FTSE World Government Bond Index (rebased to 100 as of end June 2013)

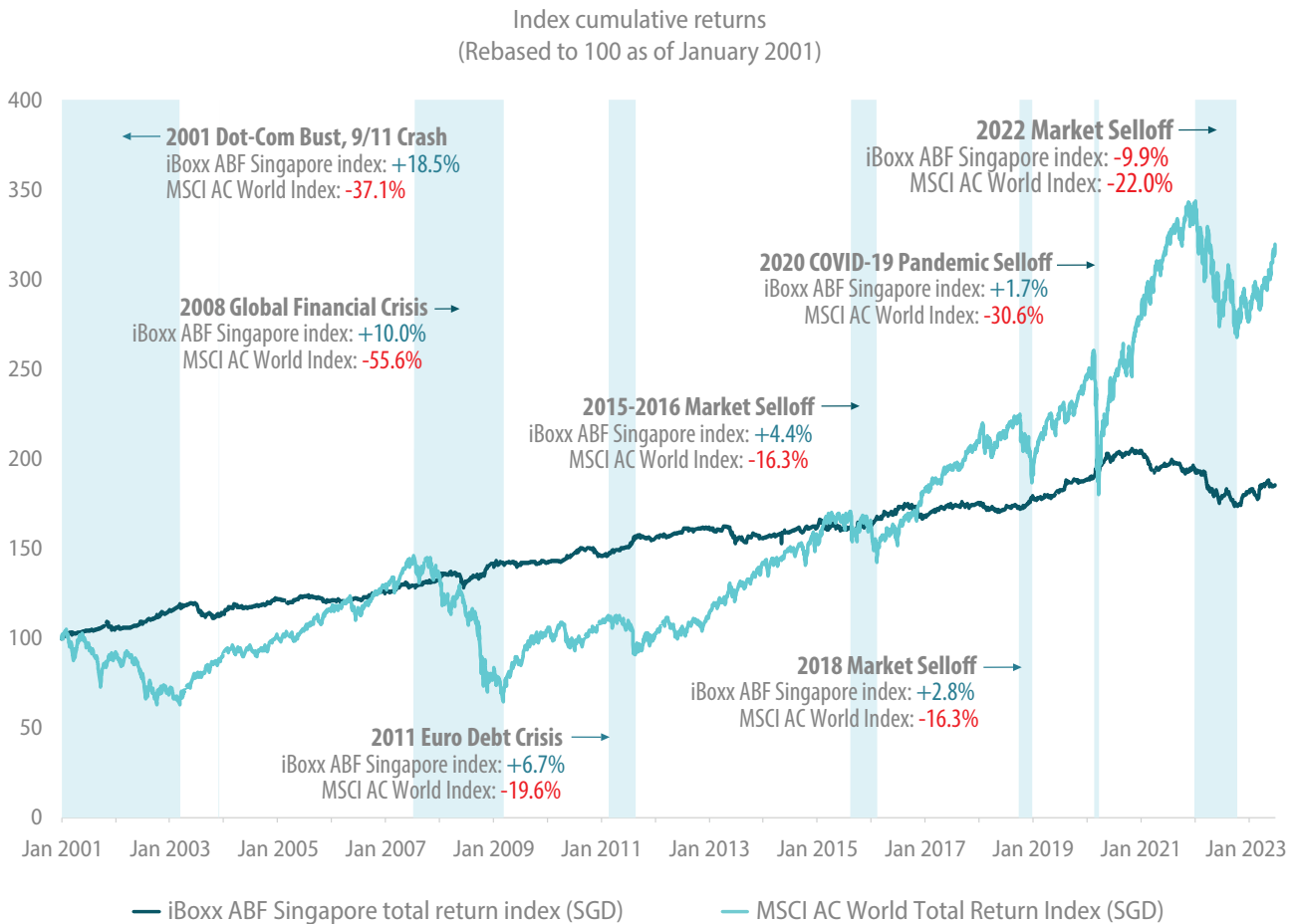


Source: Bloomberg, 30 Jun 2023. This chart is purely for illustrative purposes only and not to be relied upon as financial advice in any way. Index performance is not exactly the same as that of the Fund, it does not factor in any management fees and expenses of the Fund. Returns and performance figures are stated in SGD terms. Past performance is not indicative of future performance.

3. A portfolio diversifier

The Index has largely performed well relative to global equities during periods of challenging market conditions, as illustrated in Figure 3 below where global equities are represented by the MSCI All Country (AC) World Index. Due to the high credit quality of its constituents and strength of the SGD, Singapore Government bonds can be a compelling asset class for strategic asset allocation purposes to improve risk-adjusted returns of a portfolio.

Figure 3: Returns comparison during periods of market distress



Source: Bloomberg, as of 30 Jun 2023. This chart is purely for illustrative purposes only and not to be relied upon as financial advice in any way. Index performance is not exactly the same as that of the Fund, it does not factor in any management fees and expenses of the Fund. Past performance is not indicative of future performance.

4. Stability and strength of the Singapore Dollar

- For local investors, the ABF Singapore Bond Index Fund being SGD-denominated poses no currency risk.



- For foreign investors, the stability and strength of the Singapore Dollar is positive.

The Singapore Dollar is managed against a basket of currencies of its major trading partners along a typically appreciating path or crawl within a policy band.

An appreciating trajectory for the Singapore Dollar Nominal Effective Exchange Rate (S\$NEER) helps to contain inflationary pressures, and Singapore believes that a strong S\$NEER is one of the several prime indicators of a highly-competitive economy.

Source: MAS FAQ on Singapore's Monetary Policy Framework, 21 Apr 2023

Who is the Fund suitable for?

The Fund is only suitable for investors who:

- Seek medium to long-term capital appreciation
- Believe that the Index will increase in value
- Are willing and able to accept that their principal will be at risk
- Seek an “index-based” approach to investing in a portfolio of Singapore government (or any other Asian Government) sovereign and quasi-sovereign bond securities in a cost effective and easy to access manner

You should consult your financial advisers if in doubt about whether this Fund is suitable for you.

What are the key risks of this Fund?

- Market and credit risks
- Liquidity risks
- Product-specific risks
 - Tracking error risk
 - Risk associated with the investment strategy of the Fund / lack of discretion by Manager to adapt to market changes
 - Emerging market risks

You should be aware that investment in the Fund may be exposed to other risks of an exceptional nature from time to time. Please refer to the Fund Prospectus and Product Highlights Sheet for further details.

ABF Singapore Bond Index Fund

The ABF Singapore Bond Index Fund is Singapore's first bond ETF. It seeks to track the total return of the Index before expenses.

It adopts a full replication strategy, investing substantially all of its assets in the bond securities of the Index, and in the same approximate proportion of their weightings within the Index.

In Singapore, the ABF Singapore Bond Index Fund is classified as an Excluded Investment Product. This means that a Customer Account Review is not required before an investor transacts in the fund.

The Fund is included under the CPF Investment Scheme ("CPFIS") – Ordinary Account and has been classified by the CPF Board under the Low to Medium Risk - Narrowly Focused - Country - Singapore.

The ABF Singapore Bond Index Fund could be of interest to investors:



Seeking a portfolio of high quality Singapore-government/government-linked bonds



Seeking potentially higher returns* than SGD risk-free rate in the medium to long-term



Seeking a lower risk asset class that has mostly performed well relative to global equities during periods of adverse market conditions

Fund information

Benchmark	iBoxx ABF Singapore index total return series
Listing Date	31 August 2005
Fund Structure	Open-ended Listed Unit Trust traded on Singapore Exchange
Lot Structure	1 unit per lot
Dividend Distribution Frequency	Semi-annually [^]
Manager	Nikko Asset Management Asia Limited
Trustee	HSBC Institutional Trust Services (Singapore) Limited
Management Fee	0.15% p.a
Total Expense Ratio	0.24% p.a. (Audited as of financial period ended 30 June 2023)
Designated Market Makers	Flow Traders Asia Pte. Ltd. / Phillip Securities Pte. Ltd.
SGX Stock Code	A35
SGX Trading Name	ABF SG BOND ETF
Bloomberg Ticker	SBIF SP
ISIN Stock Code	SG1S08926457

* Please note that Fund investment is subject to risks, including the possible loss of principal amount invested. Please refer to the Fund prospectus for more information on risks of investing in the Fund.

[^] Distributions are not guaranteed and are at the absolute discretion of the Manager. Please refer to the Fund Prospectus and Product Highlight Sheet for further details.



Find out more on nikkoam.com.sg/abf

Tel: +65-6500 5700, 1-800-535-8025 | Email: AsiaETF@nikkoam.com

Important information: The Central Provident Fund ("CPF") Ordinary Account ("OA") interest rate is the legislated minimum 2.5% per annum, or the 3-month average of major local banks' interest rates, whichever is higher, reviewed quarterly. The interest rate for Special Account ("SA") is currently 4% per annum or the 12-month average yield of 10-year Singapore Government Securities plus 1%, whichever is higher, reviewed quarterly. Only monies in excess of \$20,000 in OA and \$40,000 in SA can be invested under the CPF Investment Scheme ("CPFIS"). Please refer to the website of the CPF Board for further information. Investors should note that the applicable interest rates for the CPF accounts and the terms of CPFIS may be varied by the CPF Board from time to time.

The performance of the ETF's price on the Singapore Exchange Securities Trading Limited ("SGX-ST") may be different from the net asset value per unit of the ETF. The ETF may also be suspended or delisted from the SGX-ST. Listing of the units does not guarantee a liquid market for the units. Investors should note that the ETF differs from a typical unit trust and units may only be created or redeemed directly by a participating dealer in large creation or redemption units.

This document is purely for informational purposes only with no consideration given to the specific investment objective, financial situation and particular needs of any specific person. It should not be relied upon as financial advice. Any securities mentioned herein are for illustration purposes only and should not be construed as a recommendation for investment. **You should seek advice from a financial adviser before making any investment. In the event that you choose not to do so, you should consider whether the investment selected is suitable for you.** Investments in funds are not deposits in, obligations of, or guaranteed or insured by Nikko Asset Management Asia Limited ("Nikko AM Asia").

Past performance or any prediction, projection or forecast is not indicative of future performance. The Fund or any underlying fund may use or invest in financial derivative instruments. The value of units and income from them may fall or rise. **Investments in the Fund are subject to investment risks, including the possible loss of principal amount invested.** You should read the relevant prospectus (including the risk warnings) and product highlights sheet of the Fund, which are available and may be obtained from appointed distributors of Nikko AM Asia or our website (www.nikkoam.com.sg) before deciding whether to invest in the Fund.

The information contained herein may not be copied, reproduced or redistributed without the express consent of Nikko AM Asia. While reasonable care has been taken to ensure the accuracy of the information as at the date of publication, Nikko AM Asia does not give any warranty or representation, either express or implied, and expressly disclaims liability for any errors or omissions. Information may be subject to change without notice. Nikko AM Asia accepts no liability for any loss, indirect or consequential damages, arising from any use of or reliance on this document. This advertisement has not been reviewed by the Monetary Authority of Singapore.

The index referenced herein (the "Index") is a product of S&P Dow Jones Indices LLC or its affiliates ("SPDJI"), and has been licensed for use by Nikko Asset Management Asia Limited. S&P®, S&P 500®, US 500, The 500, iBoxx®, iTraxx® and CDX® are trademarks of S&P Global, Inc. or its affiliates ("S&P"); Dow Jones® is a registered trademark of Dow Jones Trademark Holdings LLC ("Dow Jones"); and these trademarks have been licensed for use by SPDJI and sublicensed for certain purposes by Nikko Asset Management Asia Limited. The Fund is not sponsored, endorsed, sold or promoted by SPDJI, Dow Jones, S&P, their respective affiliates, and none of such parties make any representation regarding the advisability of investing in such product(s) nor do they have any liability for any errors, omissions, or interruptions of the Index.

Nikko Asset Management Asia Limited. Registration Number 198202562H