

NIKKO AM DYNAMIC BOND FUND

October 2023 Factsheet

Investment Objective

The investment objective of the Fund is to achieve a high income with the prospect of capital growth. The Fund will invest directly or indirectly primarily in high yield bonds, investment grade bonds, government bonds, convertible bonds and other bonds.

The investment policy of the Fund will be to, as a Feeder Fund, invest substantially all of its assets in the shares of the Jupiter Global Fund – Jupiter Dynamic Bond (“Underlying Fund”). The investment objective of the Underlying Fund is achieve a high income with the prospect of capital growth from a portfolio of investments in global fixed interest securities.

The Underlying Fund will invest primarily in higher yielding assets including high yield bonds, investment grade bonds, government bonds, convertible bonds and other bonds.

Performance (%)

Share Class		3M	6M	1Y	3Y	5Y	Since Inception
SGD HGE	NAV-NAV	-4.05	-6.19	-0.23	-	-	-6.30
	NAV-NAV (with charges ¹)	-8.85	-10.88	-5.22	-	-	-8.16
	NAV-NAV	-3.53	-5.33	1.07	-	-	-5.96
USD HGE	NAV-NAV	-8.35	-10.06	-3.98	-	-	-7.83
	NAV-NAV (with charges ¹)						

Source: Nikko Asset Management Asia Limited as of 31 October 2023.

Returns are calculated on a NAV-NAV basis and assuming all dividends and distributions are reinvested, if any. Returns for period in excess of 1 year are annualised. Past performance is not indicative of future performance.

¹ Takes into account of maximum initial sales charge and a realisation charge, currently nil, as and where applicable.

[@] Refers to all classes of the Fund.

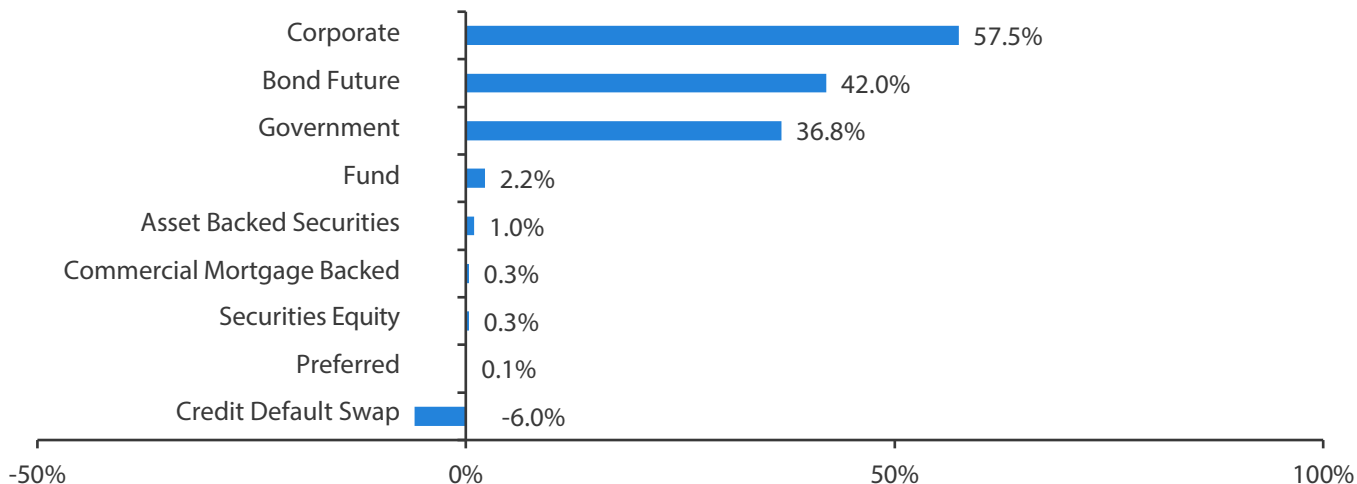
Fund Details

Base Currency	EUR
Fund Size[@]	EUR 3.26 million
Initial Sales Charge	Up to 5.00%
Management Fee	1.30% of the Class' NAV
Benchmark	Nil
Subscription	
SGD HGE	Cash, SRS
USD HGE	Cash
Minimum Initial Investment	
SGD HGE	SGD 1,000
USD HGE	USD 1,000
Minimum Subsequent Investment	
SGD HGE	SGD 100
USD HGE	USD 100

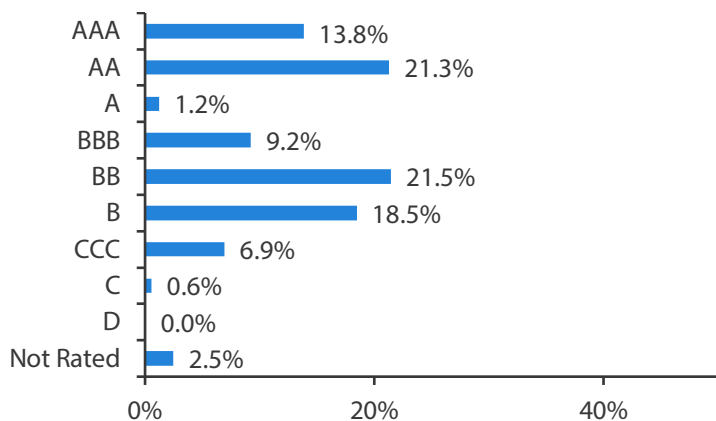
Fund Holdings

Top 5 Holdings	Weight
Treasury Bond 2.375% 15/02/42	6.5%
Korea (Republic Of) 2.375% 10/12/31	6.4%
Australia (Commonwealth Of) 1.75% 21/06/51	4.1%
Treasury Bond 2.875% 15/05/52	3.4%
Australia (Commonwealth Of) 3% 21/03/47	2.7%

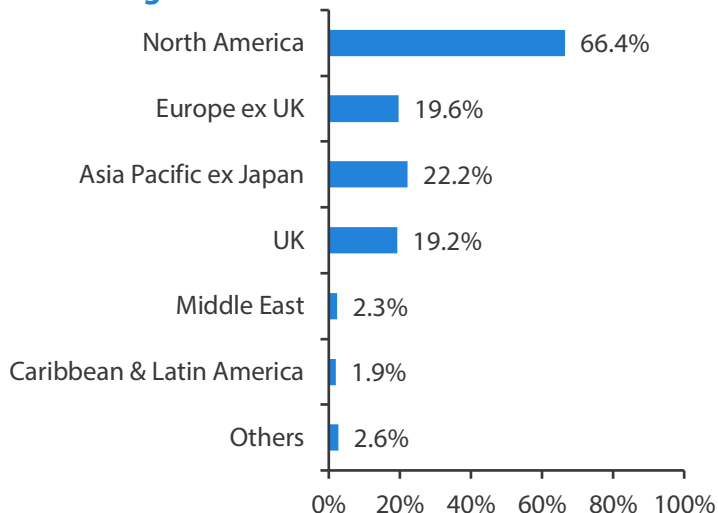
Asset Allocation



Credit Rating



Regional Allocation



Supranational includes an exposure to the Jupiter Global Emerging Markets Corporate Bond Fund and the Jupiter Global Sovereign Opportunities Fund.

Source: Jupiter Asset Management as of 31 October 2023.

Cash in allocation charts includes cash equivalents. The figures may not equal to 100% due to rounding.

Credit ratings are calculated using asset ratings from different ratings agencies.

Fund Characteristics

Yield to Maturity ² – EUR HGE (%)	Effective Duration (years)	Average Credit Rating ³	Number of Holdings
8.01	8.42	BBB	416

Share Class	Sharpe Ratio (3 years - Annualised)	Standard Deviation (%) (3 years - Annualised)
SGD HGE	-	-
USD HGE	-	-

Fund Information

Share Class	Inception Date	NAV	ISIN	Bloomberg Ticker
SGD HGE	12 April 2021	SGD 0.76	SGXZ98168990	NADBFSD SP
USD HGE	12 April 2021	USD 0.767	SGXZ55300909	NADBFUD SP

Source: Nikko Asset Management Asia Limited and Jupiter Asset Management as of 31 October 2023 .

²The Yield to Maturity (in base currency) is a weighted average YTM of underlying holdings in the portfolio excluding share class level FX forwards.

³Credit Ratings are calculated using asset rating from different rating agencies.

Important Information

This document is purely for informational purposes only with no consideration given to the specific investment objective, financial situation and particular needs of any specific person. It should not be relied upon as financial advice. Any securities mentioned herein are for illustration purposes only and should not be construed as a recommendation for investment. **You should seek advice from a financial adviser before making any investment. In the event that you choose not to do so, you should consider whether the investment selected is suitable for you.** Investments in funds are not deposits in, obligations of, or guaranteed or insured by Nikko Asset Management Asia Limited ("Nikko AM Asia").

Past performance or any prediction, projection or forecast is not indicative of future performance. The Fund or any underlying fund may use or invest in financial derivative instruments. The value of units and income from them may fall or rise. Investments in the Fund are subject to investment risks, including the possible loss of principal amount invested. You should read the relevant prospectus (including the risk warnings) and product highlights sheet of the Fund, which are available and may be obtained from appointed distributors of Nikko AM Asia or our website (www.nikkoam.com.sg) before deciding whether to invest in the Fund.

The information contained herein may not be copied, reproduced or redistributed without the express consent of Nikko AM Asia. While reasonable care has been taken to ensure the accuracy of the information as at the date of publication, Nikko AM Asia does not give any warranty or representation, either express or implied, and expressly disclaims liability for any errors or omissions. Information may be subject to change without notice. Nikko AM Asia accepts no liability for any loss, indirect or consequential damages, arising from any use of or reliance on this document. This advertisement has not been reviewed by the Monetary Authority of Singapore.

For Hong Kong Investors

The Fund is only offered to professional investors and is not authorized by the Securities and Futures Commission in Hong Kong. The contents of this document have not been reviewed by any regulatory authority in Hong Kong. You are advised to exercise caution in relation to this document. If you are in any doubt about any of the contents of this document, you should obtain independent professional advice.

Nikko Asset Management Asia Limited. Registration Number 198202562H