


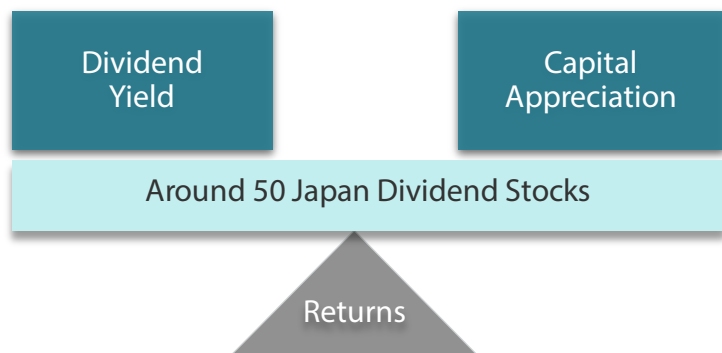


**Why invest in Nikko AM Japan Dividend Equity Fund?**

<p><b>Long track record</b></p>  <p>&gt; 10 years</p> <p>Fund incepted since July 2013</p>	<p><b>Monthly distribution payouts</b></p>  <p>Enjoy monthly distribution payouts of 5% – 7% p.a. of NAV per unit.</p>	<p><b>Lower currency risk options available for the SGD investor</b></p>  <p>Resulting from hedging for the SGD hedged class</p>
---	---	--

**Investment strategy – A balanced approach of seeking dividend yield and dividend growth**



- Aims to deliver stable returns from both income and capital gains with a total return approach
- Identify companies with high-quality management, strong competitiveness and cash generation potential based on bottom – up research and direct engagement
- Concentrated portfolio of around 50 carefully selected stocks

**Monthly distribution payouts of 5% – 7% p.a. of NAV per unit**

This relates to the distribution policy for specified classes as set out in the Fund’s prospectus. Distributions are not guaranteed and are at the absolute discretion of the Managers. If the investment income is insufficient to fund a distribution for the Fund, the Managers may determine that such distributions should be paid from the capital of the Fund. Any distribution is expected to result in an immediate reduction of the Fund’s net asset value per unit. Please refer to the Fund prospectus and Product Highlights Sheet for further details.

Dividend payout – SGD hedged class	Ex-dividend date	Dividend distribution details
For the month of 31 Jan 2023	1 Feb 2023	\$0.0051 per unit
For the month of 28 Feb 2023	1 Mar 2023	\$0.0054 per unit
For the month of 31 Mar 2023	3 Apr 2023	\$0.0054 per unit
For the month of 28 Apr 2023	2 May 2023	\$0.0055 per unit
For the month of 31 May 2023	1 Jun 2023	\$0.0059 per unit
For the month of 30 Jun 2023	3 Jul 2023	\$0.0064 per unit
For the month of 31 Jul 2023	1 Aug 2023	\$0.0062 per unit
For the month of 31 Aug 2023	4 Sep 2023	\$0.0064 per unit
For the month of 29 Sep 2023	2 Oct 2023	\$0.0069 per unit
For the month of 31 Oct 2023	1 Nov 2023	\$0.0067 per unit
For the month of 30 Nov 2023	1 Dec 2023	\$0.0068 per unit
For the month of 29 Dec 2023	4 Jan 2024	\$0.0095 per unit

**Our expertise**

Headquartered in Tokyo since 1959, Nikko Asset Management is one of Asia’s largest asset managers. It is also one of the top retail asset managers in Japan with assets under management of US\$119.1 billion in Japan equities (Source: Nikko AM, 31 December 2023).

Our Japanese investment teams provide on-the-ground knowledge that allows us to unearth opportunities to generate alpha from stock selection in Japan’s equities. Nikko AM is your expert when it comes to investing in Japan.

<b>Investment Objective</b>	The investment objective of the Fund is to provide a total return of capital growth and income over the medium to long term by investing in equity investments listed and traded on the Tokyo Stock Exchange. The Fund's investment focus is to invest in a diversified portfolio of dividend producing equity investments listed and traded on the Tokyo Stock Exchange that offer attractive and sustainable dividends from companies with relatively strong sustainable cash flows, stable growth and stable dividend payout.
<b>Share Class Currency</b>	SGD, USD, JPY
<b>Subscription Mode</b>	SGD, SGD HEDGE: Cash, SRS, CPFIS-OA <sup>4</sup> , Regular Savings Plan (RSP) USD, USD HEDGE & JPY: Cash
<b>Minimum Investment</b>	SGD, SGD HEDGE: SGD 1,000 (Initial); SGD 100 (Subsequent) USD, USD HEDGE: USD 1,000 (Initial); USD 100 (Subsequent) JPY: JPY 100,000 (Initial); JPY 10,000 (Subsequent)
<b>Initial Sales Charge</b>	Non-CPF subscription: Up to 5.00% / CPF subscription: Nil
<b>Management Fee</b>	1.50% p.a.

## Who is this Fund suitable for?

The Fund is only suitable for investors who:

- Seek to achieve a total return of capital growth and income over the medium to long term from investment in equity investments listed on the Tokyo Stock Exchange
- Are willing and able to accept that their principal will be at risk

**You should consult your financial advisers if in doubt about whether this Fund is suitable for you.**

## Key risks of investing in Nikko AM Japan Dividend Equity Fund

The following are key risk factors that may cause you to lose some or all of your investment:

- Market Risk
- Foreign Securities Risk
- Liquidity Risk
- Product-Specific Risks
- Country-Specific Risks
- Risks associated with the investment strategy of the fund
- Income distribution risk
- Financial derivatives risk

**You should be aware that your investment in the Fund may be exposed to other risks of an exceptional nature from time to time. Please refer to the applicable prospectus and product highlights sheet for further information on risks of the Fund.**

Prior to 1 June 2017, the benchmark against which the Fund's performance is measured is the TOPIX Total Return Index. With effect from 1 June 2017, this benchmark had been removed and there is now no benchmark for the Fund. This is because pursuant to the investment objective of the Fund, the Fund is managed on a total return basis and as such, it does not seek to outperform any benchmark.<sup>4</sup> The Fund is included under the CPF Investment Scheme – Ordinary Account and is classified under the Higher Risk – Narrowly Focused – Country – Japan category.

**Important Information:** The Central Provident Fund ("CPF") Ordinary Account ("OA") interest rate is the legislated minimum 2.5% per annum, or the 3-month average of major local banks' interest rates, whichever is higher, reviewed quarterly. The interest rate for Special Account ("SA") is currently 4% per annum or the 12-month average yield of 10-year Singapore Government Securities plus 1%, whichever is higher, reviewed quarterly. Only monies in excess of \$20,000 in OA and \$40,000 in SA can be invested under the CPF Investment Scheme ("CPFIS"). Please refer to the website of the CPF Board for further information. Investors should note that the applicable interest rates for the CPF accounts and the terms of CPFIS may be varied by the CPF Board from time to time. This document is purely for informational purposes only with no consideration given to the specific investment objective, financial situation and particular needs of any specific person. It should not be relied upon as financial advice. Any securities mentioned herein are for illustration purposes only and should not be construed as a recommendation for investment. **You should seek advice from a financial adviser before making any investment. In the event that you choose not to do so, you should consider whether the investment selected is suitable for you.** Investments in funds are not deposits in, obligations of, or guaranteed or insured by Nikko Asset Management Asia Limited ("Nikko AM Asia"). **Past performance or any prediction, projection or forecast is not indicative of future performance. The Fund or any underlying fund may use or invest in financial derivative instruments.** The value of units and income from them may fall or rise. Investments in the Fund are subject to investment risks, including the possible loss of principal amount invested. You should read the relevant prospectus (including the risk warnings) and product highlights sheet of the Fund, which are available and may be obtained from appointed distributors of Nikko AM Asia or our website ([www.nikkoam.com.sg](http://www.nikkoam.com.sg)) before deciding whether to invest in the Fund. The information herein may not be copied, reproduced or redistributed without the express consent of Nikko AM Asia. Reasonable care has been taken to ensure the accuracy of the information, but Nikko AM Asia does not give any warranty or representation, and expressly disclaims liability for any errors or omissions. Information may be subject to change without notice. Nikko AM Asia accepts no liability for any loss, indirect or consequential damages, arising from any use of or reliance on this document. This advertisement has not been reviewed by the Monetary Authority of Singapore. Nikko Asset Management Asia Limited. Registration Number 198202562H